


| | | | |
|--|---------------------------------|---------------------|--------------------|
| S.C. TERMO CALOR CONFORT S.A. PITESTI | PROIECTANT SC PALPROIECT SRL | STUDIU FEZABILITATE | Pr. Nr. 41/11/2011 |
| Documentatie zonare | CRAIOVA | MEMORIU TEHNIC | Pag. 40 / 47 |

VARIANTA B



| | | | |
|---|---------------------------------|---------------------|--------------------|
| S.C. TERMO CALOR CONFORT S.A. PITESTI | PROIECTANT SC PALPROIECT SRL | STUDIU FEZABILITATE | Pr. Nr. 41/11/2011 |
| Documentatie zonare | CRAIOVA | MEMORIU TEHNIC | Pag. 41 / 47 |
| <p>TABEL CENTRALIZATOR CU ZONELE UNITARE DE INCALZIRE IN MUNICIPIUL PITESTI PUNCTE TERMICE SI CENTRALE TERMICE</p> | | | |
|  | | | |

| | | | |
|--|---------------------------------|---------------------|--------------------|
| S.C. TERMO CALOR CONFORT S.A. PITESTI | PROIECTANT SC PALPROIECT SRL | STUDIU FEZABILITATE | Pr. Nr. 41/11/2011 |
| Documentatie zonare | CRAIOVA | MEMORIU TEHNIC | Pag. 42 / 47 |

IN CAZUL VARIANTEI **B** CARE PROPUNE CA TOATE
CONDOMINIILE RACORDATE LA SISTEMUL
CENTRALIZAT DE ALIMENTARE CU CALDURA
RESPECTIV TOATE CENTRALELE SI PUNCTELE
TERMICE SA FIE SITUATE IN ZONA UNITARA DE
INCALZIRE, TABELUL CENTRALIZATOR ESTE CEL
PREZENTAT LA VARIANTA A CU MENȚIUNEA CĂ
NICI UN CONDOMINIU NU ESTE IN AFARA ZONEI
UNITARE DE INCALZIRE



| | | | |
|--|---------------------------------|---------------------|--------------------|
| S.C. TERMO CALOR CONFORT S.A. PITESTI | PROIECTANT SC PALPROIECT SRL | STUDIU FEZABILITATE | Pr. Nr. 41/11/2011 |
| Documentatie zonare | CRAIOVA | MEMORIU TEHNIC | Pag. 43 / 47 |

ANEXE



| | | | |
|--|---------------------------------|---------------------|--------------------|
| S.C. TERMO CALOR CONFORT S.A. PITESTI | PROIECTANT SC PALPROIECT SRL | STUDIU FEZABILITATE | Pr. Nr. 41/11/2011 |
| Documentatie zonare | CRAIOVA | MEMORIU TEHNIC | Pag. 44 / 47 |

**ANEXA 1 - CALCULUL RATEI DE DEBRANSARE PE
 CONDOMINIU SI PUNCTE TERMICE RAPORTATA LA
 SUPRAFATA TERMICA ECHIVALENTA INITIALA SI
 LA DATA STUDIULUI
 (INAINTEA INCEPUTULUI
 SEZONULUI DE INCALZIRE 2011-2012)**



| Nr. crt. | Punctul termic | Asociația | Blocul | Supr. incalzire instalata | Supr. Incalzire ramasa la data de* | Nr. ap.din proiect initial | Nr. Ap. debransate | Nr. ap. ramase | procent ap. debrans | procent supr debransa | |
|----------|----------------|-----------------|-----------------|---------------------------|------------------------------------|----------------------------|--------------------|----------------|---------------------|-----------------------|---------------|
| 1 | PT104 | DACIA 104 | 104 | 204.00 | 204.00 | 76 | 0 | 76 | 0.00% | 0.00% | |
| | | TOTAL PT | | 204.00 | 204.00 | 76 | 0 | 76 | 0.00% | 0.00% | |
| 2 | PT109 | COLONIA ACH | CAMIN | 408.00 | 399.00 | 134 | 3 | 131 | 2.24% | 2.21% | |
| | | TOTAL PT | | 408.00 | 399.00 | 134 | 3 | 131 | 2.24% | 2.21% | |
| 3 | PT200 | BLOC CONARG | CAMIN | 199.00 | 199.00 | 20 | 0 | 20 | 0.00% | 0.00% | |
| | | TOTAL PT | | 199.00 | 199.00 | 20 | 0 | 20 | 0.00% | 0.00% | |
| 4 | PT201 | FAGARAS NORD | D2 | 570.50 | 466.50 | 80 | 14 | 66 | 17.50% | 18.23% | |
| | | | D3 | 570.50 | 389.25 | 80 | 22 | 58 | 27.50% | 31.77% | |
| | | | D1 | 735.00 | 422.63 | 80 | 34 | 46 | 42.50% | 42.50% | |
| | | | E1 | 896.84 | 358.74 | 80 | 46 | 34 | 57.50% | 60.00% | |
| | | | C1 | 924.00 | 590.15 | 120 | 41 | 79 | 34.17% | 36.13% | |
| | | | L2 | 284.00 | 18.93 | 30 | 28 | 2 | 93.33% | 93.33% | |
| | | | C3 | 1057.00 | 472.35 | 100 | 53 | 47 | 53.00% | 55.31% | |
| | | | C2 | 924.00 | 431.20 | 120 | 64 | 56 | 53.33% | 53.33% | |
| | | | E4 | 683.00 | 79.68 | 60 | 53 | 7 | 88.33% | 88.33% | |
| | | | E2 | 661.00 | 367.68 | 60 | 26 | 34 | 43.33% | 44.38% | |
| | | | E3 | 683.00 | 318.73 | 60 | 32 | 28 | 53.33% | 53.33% | |
| | | | TOTAL PT | | 7988.84 | 3915.84 | 870 | 413 | 457 | 47.47% | 50.98% |
| | | | NORD 63 | | 686.00 | 323.08 | 60 | 31 | 29 | 51.67% | 52.90% |
| | | | NR.68 | | 612.50 | 383.83 | 50 | 22 | 28 | 44.00% | 37.33% |
| 5 | PT202 | IUNIE 2000 | F4, sc.A,B,C | 122.50 | 8.17 | 30 | 14 | 16 | 46.67% | 93.33% | |
| | | 78 CARPATI | F4,sc.D | 714.00 | 439.38 | 80 | 25 | 55 | 31.25% | 38.46% | |
| | | TURNA A3 | A3 | 531.68 | 332.97 | 49 | 16 | 33 | 32.65% | 37.37% | |
| | | 91 CIOCARLIA | C4 | 984.00 | 846.77 | 140 | 18 | 122 | 12.86% | 13.95% | |
| | | TURN A2 | A2, sc.A | 489.69 | 153.34 | 49 | 31 | 18 | 63.27% | 68.69% | |
| | | BL.E5 NORD | E5 | 563.97 | 108.77 | 40 | 32 | 8 | 80.00% | 80.71% | |
| | | FAGARAS 2002 | E7 | 750.00 | 426.56 | 60 | 26 | 34 | 43.33% | 43.13% | |
| | | 100 VIITORUL | E9 | 648.00 | 128.68 | 40 | 32 | 8 | 80.00% | 80.14% | |
| | | NORD E6 | E6 | 740.00 | 320.67 | 60 | 34 | 26 | 56.67% | 56.67% | |
| | | CARPATI | C4a | 338.57 | 235.12 | 52 | 8 | 44 | 15.38% | 30.56% | |
| | | | F3,sc.A | 164.25 | 123.18 | 20 | 5 | 15 | 25.00% | 25.00% | |
| | | | F3,sc.B | 147.82 | 106.76 | 15 | 5 | 10 | 33.33% | 27.78% | |
| | | | F3,sc.C | 172.46 | 123.18 | 15 | 4 | 11 | 26.67% | 28.57% | |
| | | | F3,sc.D | 246.37 | 164.25 | 30 | 10 | 20 | 33.33% | 33.33% | |



| Nr. crt. | Punctul termic | Asociația | Blocul | Supr. incalzire instalata | Supr. Incalzire ramasa la data de* | Nr. ap.din proiect initial | Nr. Ap. debransate | Nr. ap. ramase | procent ap. debrans | procent supr debransa |
|----------|----------------|-----------------|----------|---------------------------|------------------------------------|----------------------------|--------------------|----------------|---------------------|-----------------------|
| | | | F2,sc.A | 179.67 | 73.50 | 20 | 11 | 9 | 55.00% | 59.09% |
| | | | F2,sc.B | 200.08 | 167.42 | 20 | 4 | 16 | 20.00% | 16.33% |
| | | | F2,sc.C | 191.92 | 151.08 | 20 | 4 | 16 | 20.00% | 21.28% |
| | | | F2,sc.D | 163.33 | 81.67 | 20 | 10 | 10 | 50.00% | 50.00% |
| | | MAGURA | A1 | 521.00 | 0.00 | 49 | 49 | 0 | 100.00% | 100.00% |
| | | TOTAL PT | | 9167.80 | 4698.38 | 919 | 391 | 528 | 42.55% | 48.75% |
| | | MIORITA | B1,sc.A | 364.89 | 312.77 | 35 | 5 | 30 | 14.29% | 14.29% |
| | | | B1,sc.B | 370.11 | 291.91 | 35 | 7 | 28 | 20.00% | 21.13% |
| | | | B2, sc.A | 217.79 | 108.89 | 20 | 10 | 10 | 50.00% | 50.00% |
| | | NR.96 | B2, sc.B | 217.79 | 98.00 | 20 | 11 | 9 | 55.00% | 55.00% |
| | | | B2, sc.C | 217.79 | 0.00 | 20 | 20 | 0 | 100.00% | 100.00% |
| | | 198 NORD | L4, sc.B | 597.93 | 369.04 | 44 | 17 | 27 | 38.64% | 38.28% |
| | | | L2, sc.A | 396.37 | 306.28 | 44 | 10 | 34 | 22.73% | 22.73% |
| | | 201 N.BALCESCU | L2, sc.B | 396.37 | 216.20 | 44 | 20 | 24 | 45.45% | 45.45% |
| | | | L2, sc.C | 396.37 | 234.22 | 44 | 18 | 26 | 40.91% | 40.91% |
| | | 203 N.BALCESCU | L3 | 1212.00 | 964.09 | 132 | 27 | 105 | 20.45% | 20.45% |
| | | MESTEACANUL 211 | L5, sc.D | 388.10 | 155.24 | 40 | 23 | 17 | 57.50% | 60.00% |
| | | | L6, sc.F | 362.80 | 252.94 | 44 | 14 | 30 | 31.82% | 30.28% |
| | | NORD L6 F | L6, sc.B | 452.22 | 63.87 | 44 | 43 | 1 | 97.73% | 85.88% |
| | | ZORILE | L6, sc.D | 278.49 | 189.06 | 44 | 14 | 30 | 31.82% | 32.11% |
| | | STEJARUL 211 | L5, sc.A | 328.39 | 256.74 | 44 | 9 | 35 | 20.45% | 21.82% |
| | | | L5, sc.B | 319.43 | 274.65 | 44 | 6 | 38 | 13.64% | 14.02% |
| | | SENIOR | L6, sc.A | 365.35 | 189.06 | 44 | 20 | 24 | 45.45% | 48.25% |
| | | ALPHA | L6, sc.E | 367.91 | 206.95 | 44 | 17 | 27 | 38.64% | 43.75% |
| | | GHIOCELUL | L2, sc.D | 423.39 | 324.30 | 44 | 10 | 34 | 22.73% | 23.40% |
| | | BRAD L2 SC.E | L2 sc.E | 363.34 | 192.18 | 44 | 19 | 25 | 43.18% | 47.11% |
| | | | L1,sc.A | 377.26 | 298.38 | 44 | 9 | 35 | 20.45% | 20.91% |
| | | ZEFIR | L1,sc.B | 363.54 | 284.66 | 44 | 9 | 35 | 20.45% | 21.70% |
| | | | L1,sc.C | 363.54 | 281.23 | 44 | 10 | 34 | 22.73% | 22.64% |
| | | | L1,sc.D | 390.98 | 301.81 | 44 | 10 | 34 | 22.73% | 22.81% |
| | | ECLIPSA | L1,sc.E | 260.65 | 68.59 | 24 | 16 | 8 | 66.67% | 73.68% |
| | | COLUMNNA SC.C | L6, sc.C | 270.82 | 173.74 | 44 | 15 | 29 | 34.09% | 35.85% |
| | | ARMONIA | L4, sc.A | 653.99 | 0.00 | 44 | 44 | 0 | 100.00% | 100.00% |
| | | COMPETITIA | L4, sc.C | 724.06 | 724.06 | 44 | 0 | 44 | 0.00% | 0.00% |

PT204

6



| Nr. crt. | Punctul termic | Asociația | Blocul | Supr. incalzire instalata | Supr. Incalzire ramasa la data de* | Nr. ap.din proiect initial | Nr. Ap. debransate | Nr. ap. ramase | procent ap. debrans | procent supr debransa |
|----------|----------------|-----------------------|----------------|---------------------------|------------------------------------|----------------------------|--------------------|----------------|---------------------|-----------------------|
| | | CRINUL | L5, sc.E | 403.02 | 128.37 | 40 | 28 | 12 | 70.00% | 68.15% |
| | | TRANDAFIRUL | L5, sc.C | 388.10 | 241.81 | 40 | 15 | 25 | 37.50% | 37.69% |
| | | NEGOIUL 1A | 1A, sc.A | 263.00 | 234.57 | 71 | 7 | 64 | 9.86% | 10.81% |
| | | NEGOIUL 1B | 1B, sc.B | 253.00 | 245.33 | 66 | 2 | 64 | 3.03% | 3.03% |
| | | TOTAL PT | | 12748.76 | 7988.94 | 1423 | 485 | 938 | 34.08% | 37.34% |
| | | ION CIMPINEANU | M4, sc.A, B | 354.00 | 100.71 | 38 | 27 | 11 | 71.05% | 71.55% |
| | | | M3, tr.A, sc.A | 214.90 | 66.69 | 19 | 13 | 6 | 68.42% | 68.97% |
| | | | M3, tr.B, sc.A | 214.90 | 88.92 | 19 | 11 | 8 | 57.89% | 58.62% |
| | | | M3, tr.B, sc.B | 211.20 | 33.35 | 19 | 16 | 3 | 84.21% | 84.21% |
| | | SPERANTA BL.M2 | M2 | 337.68 | 35.55 | 38 | 34 | 4 | 89.47% | 89.47% |
| | | | Q2, sc.A | 173.95 | 73.24 | 19 | 11 | 8 | 57.89% | 57.89% |
| | | FLOARE DE COLT | Q2, sc.B | 183.10 | 57.98 | 20 | 14 | 6 | 70.00% | 68.33% |
| | | | Q3a, sc.A | 180.00 | 108.00 | 19 | 7 | 12 | 36.84% | 40.00% |
| | | | Q3a, sc.B | 174.00 | 36.00 | 19 | 15 | 4 | 78.95% | 79.31% |
| | | GREMIR | P2, sc.A | 232.10 | 36.41 | 20 | 17 | 3 | 85.00% | 84.31% |
| | | | P2, sc.B | 213.90 | 40.96 | 20 | 16 | 4 | 80.00% | 80.85% |
| | | OMEGA | R2, sc.A, B | 352.67 | 10.37 | 35 | 33 | 2 | 94.29% | 97.06% |
| | | | R2, sc.C | 176.33 | 34.58 | 20 | 16 | 4 | 80.00% | 80.39% |
| | | | N1, tr.A, sc.A | 188.56 | 0.00 | 19 | 19 | 0 | 100.00% | 100.00% |
| | | | N1, tr.A, sc.B | 89.32 | 0.00 | 10 | 10 | 0 | 100.00% | 100.00% |
| | | GAROAFELOR 326 | N1, tr.B, sc.A | 188.56 | 59.55 | 19 | 13 | 6 | 68.42% | 68.42% |
| | | | N1, tr.B, sc.B | 188.56 | 79.39 | 19 | 11 | 8 | 57.89% | 57.89% |
| | | P5 EREMIJA GRIGORESCU | P5 | 450.00 | 135.94 | 40 | 25 | 15 | 62.50% | 69.79% |
| | | | P1, sc.A | 114.92 | 71.82 | 15 | 5 | 10 | 33.33% | 37.50% |
| | | CRINA P1 | P1, sc.B | 165.20 | 50.28 | 16 | 10 | 6 | 62.50% | 69.57% |
| | | | P1, sc.C | 140.06 | 96.96 | 16 | 5 | 11 | 31.25% | 30.77% |
| | | | P1, sc.D | 114.92 | 82.60 | 15 | 4 | 11 | 26.67% | 28.13% |
| | | TOPAZ 539 | P3 | 359.17 | 181.48 | 38 | 22 | 16 | 57.89% | 49.47% |
| | | T.IONESCU Q3 | Q3 | 581.04 | 83.60 | 60 | 50 | 10 | 83.33% | 85.61% |
| | | | R1, sc.A | 177.00 | 83.84 | 19 | 10 | 9 | 52.63% | 52.63% |
| | | G-RAL ER.GRIGORESCU | R1, sc.B | 177.00 | 0.00 | 19 | 19 | 0 | 100.00% | 100.00% |
| | | | R1bis, sc.A | 195.84 | 0.00 | 19 | 19 | 0 | 100.00% | 100.00% |
| | | | R1bis, sc.B | 92.76 | 0.00 | 10 | 10 | 0 | 100.00% | 100.00% |
| | | DALIA | Q4, sc.B | 203.68 | 70.66 | 15 | 9 | 6 | 60.00% | 65.31% |


PT 205



| Nr. crt. | Punctul termic | Asociația | Blocul | Supr. incalzire instalata | Supr. incalzire ramasa la data de* | Nr. ap.din proiect initial | Nr. Ap. debransate | Nr. ap. ramase | procent ap. debrans | procent supr debransa |
|----------|----------------|-------------------------|------------------|---------------------------|------------------------------------|----------------------------|--------------------|----------------|---------------------|-----------------------|
| | | ATENA | Q4, sc.D | 178.74 | 58.19 | 19 | 13 | 6 | 68.42% | 67.44% |
| | | DANTE ALIGHERI | Q4, sc.A | 195.37 | 20.78 | 20 | 17 | 3 | 85.00% | 89.36% |
| | | AVANTUL | Q4, sc.C | 191.21 | 29.10 | 20 | 17 | 3 | 85.00% | 84.78% |
| | | TOTAL PT | | 7010.63 | 1826.96 | 713 | 518 | 195 | 72.65% | 73.94% |
| | | MARASESTI 917 | P10 | 515.76 | 276.92 | 53 | 24 | 29 | 45.28% | 46.31% |
| | | | P15 | 492.24 | 78.91 | 52 | 42 | 10 | 80.77% | 83.97% |
| | | NR.419 | P14, sc.A,B,C | 633.12 | 192.69 | 67 | 43 | 24 | 64.18% | 69.57% |
| | | PROP.420 | P17, sc.D | 197.54 | 72.78 | 19 | 12 | 7 | 63.16% | 63.16% |
| | | NUFARUL | P3, sc.A | 144.54 | 38.54 | 15 | 11 | 4 | 73.33% | 73.33% |
| | | | P3, sc.B | 105.99 | 24.09 | 8 | 6 | 2 | 75.00% | 77.27% |
| | | IZVOR P16 | P16, sc.A | 114.24 | 60.93 | 15 | 7 | 8 | 46.67% | 46.67% |
| | | | P16, sc.B | 114.24 | 38.08 | 15 | 10 | 5 | 66.67% | 66.67% |
| | | EREMIA 428 | P9, sc.A | 102.33 | 0.00 | 8 | 8 | 0 | 100.00% | 100.00% |
| | | | P9, sc.B | 204.66 | 0.00 | 15 | 15 | 0 | 100.00% | 100.00% |
| | | | P9, sc.C | 120.12 | 0.00 | 11 | 11 | 0 | 100.00% | 100.00% |
| | | 430 G-RAL ER.GRIGORESCU | P13, sc. A, B, C | 476.10 | 189.67 | 48 | 29 | 19 | 60.42% | 60.16% |
| | | | P1A | 157.84 | 67.65 | 19 | 10 | 9 | 52.63% | 57.14% |
| | | SPERANTA | P2A | 590.12 | 0.00 | 52 | 52 | 0 | 100.00% | 100.00% |
| | | ER.GRIGORESCU 644 | P18, sc. A | 147.84 | 93.37 | 19 | 7 | 12 | 36.84% | 36.84% |
| | | | P18, sc. B | 147.84 | 101.15 | 19 | 6 | 13 | 31.58% | 31.58% |
| | | DELTA | P20 | 414.72 | 242.66 | 39 | 17 | 22 | 43.59% | 41.49% |
| | | CRISTAL 726 | P17, sc.A | 274.62 | 0.00 | 19 | 19 | 0 | 100.00% | 100.00% |
| | | ER.GRIG.P17 SC.C | P17, sc.C | 163.81 | 28.91 | 14 | 10 | 4 | 71.43% | 82.35% |
| | | CRINUL | P4, sc.A, B, C | 496.51 | 161.56 | 52 | 33 | 19 | 63.46% | 67.46% |
| | | TEIUL | P5A, sc.A | 133.27 | 62.19 | 15 | 8 | 7 | 53.33% | 53.33% |
| | | | P5A, sc.B | 102.17 | 0.00 | 8 | 8 | 0 | 100.00% | 100.00% |
| | | RANDUNICA | P17, sc.B | 134.90 | 57.81 | 10 | 6 | 4 | 60.00% | 57.14% |
| | | EREMIA P6A | P6A, sc.A | 143.31 | 38.22 | 15 | 11 | 4 | 73.33% | 73.33% |
| | | | P6A, sc.B | 105.09 | 9.55 | 8 | 7 | 1 | 87.50% | 90.91% |
| | | TOTAL PT | | 6232.92 | 1835.67 | 615 | 412 | 203 | 66.99% | 70.55% |
| | | 31 NORD | H1 | 987.00 | 922.47 | 120 | 8 | 112 | 6.67% | 6.54% |
| | | NEGRU VODA BL.B4 | B4 | 1161.47 | 318.21 | 120 | 86 | 34 | 71.67% | 72.60% |
| | | NORD 53 | C5, sc.B | 139.60 | 101.53 | 20 | 5 | 15 | 25.00% | 27.27% |
| | | NORD 353 | C9, sc.B | 143.66 | 106.91 | 20 | 5 | 15 | 25.00% | 25.58% |

8


PT206



| Nr. crt. | Punctul termic | Asociația | Blocul | Supr. incalzire instalata | Supr. Incalzire ramasa la data de* | Nr. ap.din proiect initial | Nr. Ap. debransate | Nr. ap. ramase | procent ap. debrans | procent supr debransa | | |
|-------------------|----------------|----------------|----------------|---------------------------|------------------------------------|----------------------------|--------------------|----------------|---------------------|-----------------------|---------|---------|
| 9 | PT207 | NR.354 | C8, sc.B | 143.44 | 143.44 | 20 | 0 | 20 | 0.00% | 0.00% | | |
| | | TOPAZ | C7, sc.A | 193.80 | 130.70 | 20 | 6 | 14 | 30.00% | 32.56% | | |
| | | NORD C6 SC.A | C7, sc.B | 193.80 | 117.18 | 20 | 8 | 12 | 40.00% | 39.53% | | |
| | | | C6, sc.A | 145.31 | 125.03 | 20 | 3 | 17 | 15.00% | 13.95% | | |
| | | | C8, sc.A | 143.44 | 123.43 | 20 | 3 | 17 | 15.00% | 13.95% | | |
| | | NORD J1 | J1, sc.A | 142.84 | 109.62 | 20 | 4 | 16 | 20.00% | 23.26% | | |
| | | | J1, sc.B | 142.84 | 126.23 | 20 | 2 | 18 | 10.00% | 11.63% | | |
| | | | J1, sc.C | 142.84 | 99.65 | 20 | 6 | 14 | 30.00% | 30.23% | | |
| | | N.BALCESCU C8 | C8, sc.C | 143.44 | 130.10 | 20 | 2 | 18 | 10.00% | 9.30% | | |
| | | | C7, sc.C,D | 189.30 | 130.70 | 40 | 6 | 34 | 15.00% | 30.95% | | |
| | | PT208 | PT208 | STEAUA DE MARE | C6, sc.B | 152.07 | 0.00 | 20 | 20 | 0 | 100.00% | 100.00% |
| | | | | NORD C6 SC.C | C6, sc.C | 145.31 | 81.10 | 20 | 9 | 11 | 45.00% | 44.19% |
| | | | | NORD C6 | C6, sc.D | 145.31 | 111.52 | 20 | 5 | 15 | 25.00% | 23.26% |
| | | | | FEMINA | C9, sc.C | 143.66 | 106.91 | 20 | 5 | 15 | 25.00% | 25.58% |
| | | | | VIITORUL | C9, sc.A | 153.68 | 53.45 | 20 | 12 | 8 | 60.00% | 65.22% |
| | | | | 773 NORD | J3, sc.A | 142.19 | 115.11 | 20 | 4 | 16 | 20.00% | 19.05% |
| | | | | ALFA | J2, sc.A | 147.84 | 127.21 | 20 | 3 | 17 | 15.00% | 13.95% |
| | | | | | J2, sc.B | 147.84 | 134.09 | 20 | 2 | 18 | 10.00% | 9.30% |
| | | | | | J2, sc.C | 147.84 | 110.02 | 20 | 4 | 16 | 20.00% | 25.58% |
| | | | | | J3, sc.B | 159.12 | 98.18 | 20 | 6 | 14 | 30.00% | 38.30% |
| CRISTIANA | J3, sc.C | 145.57 | 104.95 | 20 | 5 | 15 | 25.00% | 27.91% | | | | |
| | C4, sc.A | 135.16 | 113.16 | 20 | 3 | 17 | 15.00% | 16.28% | | | | |
| | C4, sc.B | 135.16 | 97.44 | 20 | 6 | 14 | 30.00% | 27.91% | | | | |
| | C4, sc.C | 141.45 | 113.16 | 20 | 4 | 16 | 20.00% | 20.00% | | | | |
| BARBU DELAVRANCEA | C4, sc.D | 138.31 | 110.02 | 20 | 4 | 16 | 20.00% | 20.45% | | | | |
| | C5, sc.C,D | 272.85 | 241.13 | 40 | 5 | 35 | 12.50% | 11.63% | | | | |
| TOTAL PT | C5, sc.A | 136.43 | 111.05 | 20 | 4 | 16 | 20.00% | 18.60% | | | | |
| | | 6602.56 | 4513.68 | 860 | 245 | 615 | 28.49% | 31.64% | | | | |
| TOTAL PT | 1, sc.A | 189.30 | 0.00 | 40 | 40 | 0 | 100.00% | 100.00% | | | | |
| | | 189.30 | 0.00 | 40 | 40 | 0 | 100.00% | 100.00% | | | | |
| EXPO PARC | EXPO PARC | 1, sc.A | 197.33 | 160.62 | 20 | 4 | 16 | 20.00% | 18.60% | | | |
| | | 1, sc.B | 197.33 | 169.80 | 20 | 3 | 17 | 15.00% | 13.95% | | | |
| | | 1, sc.C | 197.33 | 160.62 | 20 | 4 | 16 | 20.00% | 18.60% | | | |
| | | 4, sc.A | 216.00 | 80.47 | 20 | 12 | 8 | 60.00% | 62.75% | | | |



| Nr. crt. | Punctul termic | Asociația | Blocul | Supr. incalzire instalata | Supr. Incalzire ramasa la data de* | Nr. ap.din proiect initial | Nr. Ap. debransate | Nr. ap. ramase | procent ap. debrans | procent supr debransa | |
|----------------------|----------------|--------------|----------------|---------------------------|------------------------------------|----------------------------|--------------------|----------------|---------------------|-----------------------|--------|
| 11 | PT401 | 17 LIVEZILOR | 6, sc.A | 216.00 | 174.86 | 20 | 4 | 16 | 20.00% | 19.05% | |
| | | | 7, sc.A | 216.00 | 145.67 | 20 | 7 | 13 | 35.00% | 32.56% | |
| | | | NR.18 | 9, sc.A, B, C | 580.00 | 307.58 | 60 | 28 | 32 | 46.67% | 46.97% |
| | | | | 10, sc.A | 181.42 | 103.08 | 20 | 8 | 12 | 40.00% | 43.18% |
| | | | GOSPODARUL | 10, sc.B | 177.29 | 86.58 | 20 | 10 | 10 | 50.00% | 51.16% |
| | | | | 10, sc.C | 214.40 | 53.60 | 20 | 15 | 5 | 75.00% | 75.00% |
| | | | | 11, sc.A, B, C | 565.59 | 341.80 | 60 | 24 | 36 | 40.00% | 39.57% |
| | | | | | 1160.00 | 774.78 | 120 | 39 | 81 | 32.50% | 33.21% |
| | | | | FLORICA B2 | 506.00 | 321.01 | 49 | 16 | 33 | 32.65% | 36.56% |
| | | | | | B4 | 546.30 | 232.68 | 44 | 24 | 20 | 54.55% |
| | | | | GLORIA | 497.40 | 328.64 | 44 | 14 | 30 | 31.82% | 33.93% |
| | | | | DOINA | 547.00 | 235.86 | 44 | 26 | 18 | 59.09% | 56.88% |
| | | | MARA | 506.28 | 212.16 | 44 | 26 | 18 | 59.09% | 58.10% | |
| | | | CIMPINEANU | M1, sc.A | 178.04 | 94.70 | 20 | 10 | 10 | 50.00% | 46.81% |
| | | | | MUNTENIA B1 | 506.00 | 148.22 | 49 | 32 | 17 | 65.31% | 70.71% |
| | | | LIVEZILOR 14 | 14, sc.A | 164.84 | 119.05 | 15 | 4 | 11 | 26.67% | 27.78% |
| | | | | 14, sc.B | 151.11 | 91.58 | 15 | 5 | 10 | 33.33% | 39.39% |
| | | | | 14, sc.C | 155.68 | 128.21 | 15 | 2 | 13 | 13.33% | 17.65% |
| | | | | 14, sc.D | 137.37 | 64.11 | 15 | 8 | 7 | 53.33% | 53.33% |
| | | | ABC BLOC 2 | 2, sc.A | 192.13 | 139.73 | 20 | 5 | 15 | 25.00% | 27.27% |
| | | | | 2, sc.B | 196.50 | 109.16 | 20 | 9 | 11 | 45.00% | 44.44% |
| | | | CIMPINEANU M1B | 2, sc.C | 196.50 | 87.33 | 20 | 11 | 9 | 55.00% | 55.56% |
| | | | | M1, sc.B | 181.82 | 68.18 | 20 | 11 | 9 | 55.00% | 62.50% |
| PERLA | 15L | 580.00 | 404.24 | 60 | 18 | 42 | 30.00% | 30.30% | | | |
| | 8, sc.A,B,C | 575.00 | 304.66 | 60 | 27 | 33 | 45.00% | 47.01% | | | |
| EXPO PARC BL.5 | 5, sc.A | 216.00 | 19.64 | 20 | 18 | 2 | 90.00% | 90.91% | | | |
| | 5, sc.B | 211.09 | 122.73 | 20 | 8 | 12 | 40.00% | 41.86% | | | |
| 3 ALBASTRU EXPO PARC | 5, sc.C | 216.00 | 83.45 | 20 | 12 | 8 | 60.00% | 61.36% | | | |
| | 3, sc. A,B,C | 580.00 | 173.13 | 60 | 41 | 19 | 68.33% | 70.15% | | | |
| TOTAL PT | | | | 11159.75 | 6047.94 | 1094 | 485 | 609 | 44.33% | 45.81% | |
| ROXY | 15, sc.A | 137.67 | 55.07 | 15 | 9 | 6 | 60.00% | 60.00% | | | |
| | 15, sc.B | 178.98 | 64.25 | 15 | 10 | 5 | 66.67% | 64.10% | | | |
| | 15, sc.C | 178.98 | 59.66 | 15 | 9 | 6 | 60.00% | 66.67% | | | |
| | 15, sc.D | 137.67 | 110.14 | 15 | 3 | 12 | 20.00% | 20.00% | | | |



| Nr. crt. | Punctul termic | Asociația | Blocul | Supr. incalzire instalata | Supr. Incalzire ramasa la data de* | Nr. ap.din proiect initial | Nr. Ap. debransate | Nr. ap. ramase | procent ap. debrans | procent supr debransa | | | |
|----------|----------------|-----------|-----------------|---------------------------|------------------------------------|----------------------------|--------------------|----------------|---------------------|-----------------------|------------|---------------|---------------|
| 12 | PT402 | TUBEROZA | 18 | 540.00 | 335.00 | 45 | 17 | 28 | 37.78% | 37.96% | | | |
| | | | 19 | 540.00 | 365.00 | 45 | 14 | 31 | 31.11% | 32.41% | | | |
| | | | 31, sc.A | 189.73 | 0.00 | 15 | 15 | 0 | 100.00% | 100.00% | | | |
| | | | 31, sc.B | 204.32 | 68.11 | 15 | 10 | 5 | 66.67% | 66.67% | | | |
| | | | 31 | 145.95 | 9.73 | 15 | 14 | 1 | 93.33% | 93.33% | | | |
| | | | 17, sc.A | 180.00 | 0.00 | 15 | 15 | 0 | 100.00% | 100.00% | | | |
| | | | 17, sc.B | 180.00 | 48.00 | 15 | 11 | 4 | 73.33% | 73.33% | | | |
| | | | 17, sc.C | 180.00 | 84.00 | 15 | 8 | 7 | 53.33% | 53.33% | | | |
| | | | 35, sc.A | 155.28 | 75.42 | 15 | 9 | 6 | 60.00% | 51.43% | | | |
| | | | 35, sc.B | 173.03 | 75.42 | 15 | 9 | 6 | 60.00% | 56.41% | | | |
| | | | 35, sc.C | 159.72 | 62.11 | 15 | 8 | 7 | 53.33% | 61.11% | | | |
| | | | 35, sc.D | 141.97 | 62.11 | 15 | 8 | 7 | 53.33% | 56.25% | | | |
| | | | 33, sc.A | 180.00 | 24.00 | 15 | 9 | 6 | 60.00% | 86.67% | | | |
| | | | 33, sc.B | 180.00 | 36.00 | 15 | 10 | 5 | 66.67% | 80.00% | | | |
| | | | 33, sc.C | 180.00 | 108.00 | 15 | 5 | 10 | 33.33% | 40.00% | | | |
| | | | 32, sc.A | 198.17 | 69.36 | 15 | 10 | 5 | 66.67% | 65.00% | | | |
| | | | 32, sc.B | 193.21 | 34.68 | 15 | 12 | 3 | 80.00% | 82.05% | | | |
| | | | 32, sc.C | 148.62 | 99.08 | 15 | 7 | 8 | 46.67% | 33.33% | | | |
| | | | 34, sc.A | 195.00 | 60.00 | 15 | 10 | 5 | 66.67% | 69.23% | | | |
| | | | 34, sc.B | 190.00 | 95.00 | 15 | 7 | 8 | 46.67% | 50.00% | | | |
| | | | 34, sc.C | 155.00 | 75.00 | 15 | 8 | 7 | 53.33% | 51.61% | | | |
| | | | 44 | 540.00 | 213.33 | 45 | 19 | 26 | 42.22% | 60.49% | | | |
| | | | TOTAL PT | | | | 5583.30 | 2288.48 | 480 | 266 | 214 | 55.42% | 59.01% |
| | | | | CEAIR 23 | | 21, sc.A | 141.66 | 113.33 | 15 | 3 | 12 | 20.00% | 20.00% |
| | | | | | | 21, sc.B | 184.16 | 75.55 | 15 | 9 | 6 | 60.00% | 58.97% |
| 21, sc.C | 188.88 | 51.94 | | | | 15 | 11 | 4 | 73.33% | 72.50% | | | |
| 23, sc.A | 183.40 | 61.13 | | | | 15 | 10 | 5 | 66.67% | 66.67% | | | |
| 23, sc.B | 183.40 | 85.59 | | | | 15 | 8 | 7 | 53.33% | 53.33% | | | |
| 23, sc.C | 183.40 | 122.26 | | | | 15 | 5 | 10 | 33.33% | 33.33% | | | |
| 24, sc.A | 187.26 | 74.90 | | | | 15 | 9 | 6 | 60.00% | 60.00% | | | |
| 24, sc.B | 187.26 | 37.45 | | | | 15 | 12 | 3 | 80.00% | 80.00% | | | |
| 24, sc.C | 187.26 | 0.00 | | | | 15 | 15 | 0 | 100.00% | 100.00% | | | |
| 25, sc.A | 169.76 | 33.95 | | | | 15 | 12 | 3 | 80.00% | 80.00% | | | |
| 25, sc.B | 169.76 | 135.81 | 15 | 3 | 12 | 20.00% | 20.00% | | | | | | |
| | TRANDAFIRUL | | 21, sc.A | 141.66 | 113.33 | 15 | 3 | 12 | 20.00% | 20.00% | | | |
| | | | 21, sc.B | 184.16 | 75.55 | 15 | 9 | 6 | 60.00% | 58.97% | | | |
| | | | 21, sc.C | 188.88 | 51.94 | 15 | 11 | 4 | 73.33% | 72.50% | | | |
| | | | 23, sc.A | 183.40 | 61.13 | 15 | 10 | 5 | 66.67% | 66.67% | | | |
| | | | 23, sc.B | 183.40 | 85.59 | 15 | 8 | 7 | 53.33% | 53.33% | | | |
| 23, sc.C | 183.40 | 122.26 | 15 | 5 | 10 | 33.33% | 33.33% | | | | | | |
| 24, sc.A | 187.26 | 74.90 | 15 | 9 | 6 | 60.00% | 60.00% | | | | | | |
| 24, sc.B | 187.26 | 37.45 | 15 | 12 | 3 | 80.00% | 80.00% | | | | | | |
| 24, sc.C | 187.26 | 0.00 | 15 | 15 | 0 | 100.00% | 100.00% | | | | | | |
| 25, sc.A | 169.76 | 33.95 | 15 | 12 | 3 | 80.00% | 80.00% | | | | | | |
| 25, sc.B | 169.76 | 135.81 | 15 | 3 | 12 | 20.00% | 20.00% | | | | | | |



| Nr. crt. | Punctul termic | Asociația | Blocul | Supr. incalzire instalata | Supr. Incalzire ramasa la data de* | Nr. ap.din proiect initial | Nr. Ap. debransate | Nr. ap. ramase | procent ap. debrans | procent supr debransa |
|-----------------|----------------|----------------|-----------|---------------------------|------------------------------------|----------------------------|--------------------|----------------|---------------------|-----------------------|
| 13 | PT403 | | 25, sc.C | 169.76 | 22.63 | 15 | 13 | 2 | 86.67% | 86.67% |
| | | | 26, sc.A | 180.74 | 84.34 | 15 | 8 | 7 | 53.33% | 53.33% |
| | | | 26, sc.B | 180.74 | 120.49 | 15 | 5 | 10 | 33.33% | 33.33% |
| | | | 26, sc.C | 180.74 | 84.34 | 15 | 8 | 7 | 53.33% | 53.33% |
| | | | 29, sc.A | 157.50 | 73.50 | 15 | 8 | 7 | 53.33% | 53.33% |
| | | | 29, sc.B | 157.50 | 52.50 | 15 | 10 | 5 | 66.67% | 66.67% |
| | | | 29, sc.C | 157.50 | 84.00 | 15 | 7 | 8 | 46.67% | 46.67% |
| | | | 29, sc.D | 157.50 | 42.00 | 15 | 11 | 4 | 73.33% | 73.33% |
| | | | 30, sc.A | 152.16 | 81.15 | 15 | 7 | 8 | 46.67% | 46.67% |
| | | | 30, sc.B | 152.16 | 81.15 | 15 | 7 | 8 | 46.67% | 46.67% |
| | | | 30, sc.C | 152.16 | 91.30 | 15 | 6 | 9 | 40.00% | 40.00% |
| | | | 30, sc.D | 152.16 | 91.30 | 15 | 6 | 9 | 40.00% | 40.00% |
| | | | 27, sc.A | 180.67 | 96.36 | 15 | 7 | 8 | 46.67% | 46.67% |
| | | | 27, sc.B | 180.67 | 72.27 | 15 | 9 | 6 | 60.00% | 60.00% |
| | | | 27, sc.C | 180.67 | 120.44 | 15 | 5 | 10 | 33.33% | 33.33% |
| | | | 28 | 542.00 | 361.33 | 45 | 15 | 30 | 33.33% | 33.33% |
| | | | CAMIN | 199.00 | 165.83 | 24 | 4 | 20 | 16.67% | 16.67% |
| | | | 20, sc.A | 129.24 | 51.69 | 15 | 9 | 6 | 60.00% | 60.00% |
| | | | 20, sc.B | 168.01 | 51.69 | 15 | 9 | 6 | 60.00% | 69.23% |
| | | | 20, sc.C | 172.31 | 99.08 | 15 | 6 | 9 | 40.00% | 42.50% |
| | | | 20, sc.D | 133.54 | 86.16 | 15 | 5 | 10 | 33.33% | 35.48% |
| | | | 22, sc.A | 149.94 | 39.99 | 15 | 11 | 4 | 73.33% | 73.33% |
| | | | 22, sc.B | 189.93 | 34.99 | 15 | 12 | 3 | 80.00% | 81.58% |
| | | | 22, sc.C | 194.93 | 109.96 | 15 | 6 | 9 | 40.00% | 43.59% |
| TOTAL PT | | | | 6337.69 | 2990.42 | 564 | 291 | 273 | 51.60% | 52.82% |
| | | MAGNOLIA | P1, sc.A | 206.90 | 85.39 | 19 | 12 | 7 | 63.16% | 58.73% |
| | | | P1, sc.B | 190.48 | 98.52 | 19 | 9 | 10 | 47.37% | 48.28% |
| | | | P2, sc.A | 102.19 | 62.88 | 10 | 4 | 6 | 40.00% | 38.46% |
| | | POPA SAPCA 358 | P2, sc.B | 184.72 | 86.47 | 19 | 12 | 7 | 63.16% | 53.19% |
| | | | P2, sc.C | 110.05 | 0.00 | 10 | 10 | 0 | 100.00% | 100.00% |
| | | D33 POPA SAPCA | D31, sc.A | 162.65 | 18.07 | 14 | 12 | 2 | 85.71% | 88.89% |
| | | | D31, sc.B | 140.06 | 40.66 | 15 | 11 | 4 | 73.33% | 70.97% |
| | | 368 POPA SAPCA | P3, sc.A | 138.75 | 116.84 | 19 | 3 | 16 | 15.79% | 15.79% |
| | | | P3, sc.B | 102.24 | 102.24 | 10 | 0 | 10 | 0.00% | 0.00% |



| Nr. crt. | Punctul termic | Asociația | Blocul | Supr. incalzire instalata | Supr. incalzire ramasa la data de* | Nr. ap.din proiect initial | Nr. Ap. debransate | Nr. ap. ramase | procent ap. debrans | procent supr debransa | | |
|----------|----------------|--------------|----------------|---------------------------|------------------------------------|----------------------------|--------------------|----------------|---------------------|-----------------------|---------|---------|
| 14 | PT404 | LOCATARI 380 | P3, sc.C | 208.13 | 175.26 | 19 | 3 | 16 | 15.79% | 15.79% | | |
| | | | P3, sc.D | 105.89 | 65.72 | 10 | 4 | 6 | 40.00% | 37.93% | | |
| | | | D6, sc.A | 171.38 | 117.26 | 19 | 6 | 13 | 31.58% | 31.58% | | |
| | | | D6, sc.B | 135.30 | 40.59 | 10 | 7 | 3 | 70.00% | 70.00% | | |
| | | | D6, sc.C | 257.07 | 13.53 | 19 | 18 | 1 | 94.74% | 94.74% | | |
| | | | P4C, sc.A | 105.46 | 42.18 | 10 | 6 | 4 | 60.00% | 60.00% | | |
| | | | P4, sc.A,B | 335.70 | 139.88 | 33 | 18 | 15 | 54.55% | 58.33% | | |
| | | | P7, sc.A,B | 297.16 | 60.10 | 29 | 23 | 6 | 79.31% | 79.78% | | |
| | | | D1, sc.A,B | 296.20 | 98.73 | 29 | 18 | 11 | 62.07% | 66.67% | | |
| | | | D1, sc.C,D | 300.68 | 143.61 | 29 | 15 | 14 | 51.72% | 52.24% | | |
| | | | D2, sc.A | 174.62 | 110.29 | 19 | 7 | 12 | 36.84% | 36.84% | | |
| | | | P5a, sc.A | 160.06 | 117.69 | 14 | 3 | 11 | 21.43% | 26.47% | | |
| | | | D4, sc.A | 183.84 | 14.14 | 18 | 17 | 1 | 94.44% | 92.31% | | |
| | | | BUCURESTI U1 | 264.16 | 0.00 | 28 | 28 | 0 | 100.00% | 100.00% | | |
| | | | VIITORUL | 151.79 | 111.85 | 19 | 111.85 | 19 | 5 | 14 | 26.32% | 26.32% |
| | | | D32 POPA SAPCA | 175.76 | 127.82 | 19 | 127.82 | 19 | 6 | 13 | 31.58% | 27.27% |
| | | | CONDORUL | 139.70 | 93.14 | 15 | 93.14 | 15 | 5 | 10 | 33.33% | 33.33% |
| | | | FRATIA | 134.46 | 71.19 | 14 | 71.19 | 14 | 6 | 8 | 42.86% | 47.06% |
| | | | COLIBRI | 125.73 | 55.88 | 11 | 55.88 | 11 | 5 | 6 | 45.45% | 55.56% |
| | | | VIILOR D2CD | 229.38 | 71.19 | 19 | 71.19 | 19 | 13 | 6 | 68.42% | 68.97% |
| | | | ROMANITA | 174.62 | 137.86 | 19 | 137.86 | 19 | 4 | 15 | 21.05% | 21.05% |
| | | | COBRA P5A | 128.67 | 27.57 | 10 | 27.57 | 10 | 8 | 2 | 80.00% | 78.57% |
| | | | SELENA | 137.86 | 27.57 | 10 | 27.57 | 10 | 8 | 2 | 80.00% | 80.00% |
| | | | POPA SAPCA | 178.89 | 0.00 | 19 | 0.00 | 19 | 19 | 0 | 100.00% | 100.00% |
| | | | D5 POPA SAPCA | 139.70 | 65.19 | 15 | 65.19 | 15 | 8 | 7 | 53.33% | 53.33% |
| | | | D3 POPA SAPCA | 150.58 | 0.00 | 14 | 0.00 | 14 | 14 | 0 | 100.00% | 100.00% |
| | | | IRIS | 158.95 | 8.37 | 19 | 8.37 | 19 | 18 | 1 | 94.74% | 94.74% |
| | | | POPA SAPCA 33 | 138.03 | 0.00 | 10 | 0.00 | 10 | 10 | 0 | 100.00% | 100.00% |
| | | | | 112.14 | 0.00 | 8 | 0.00 | 8 | 8 | 0 | 100.00% | 100.00% |
| | | | | 120.14 | 32.04 | 15 | 32.04 | 15 | 11 | 4 | 73.33% | 73.33% |
| | | | | 104.13 | 0.00 | 10 | 0.00 | 10 | 10 | 0 | 100.00% | 100.00% |
| | | | | 94.36 | 52.42 | 11 | 52.42 | 11 | 4 | 7 | 36.36% | 44.44% |
| | | | | 160.76 | 97.85 | 15 | 97.85 | 15 | 6 | 9 | 40.00% | 39.13% |
| | 76.88 | 27.96 | 8 | 27.96 | 8 | 5 | 3 | 62.50% | 63.64% | | | |



| Nr. crt. | Punctul termic | Asociația | Blocul | Supr. incalzire instalata | Supr. Incalzire ramasa la data de* | Nr. ap.din proiect initial | Nr. Ap. debransate | Nr. ap. ramase | procent ap. debrans | procent supr debransa |
|----------|----------------|--------------------------|--------------------|---------------------------|------------------------------------|----------------------------|--------------------|----------------|---------------------|-----------------------|
| | | TOTAL PT | | 7166.21 | 2757.96 | 701 | 419 | 282 | 59.77% | 61.51% |
| | | AS.PR. 393 VIILOR | P9, sc.B | 192.49 | 91.18 | 19 | 10 | 9 | 52.63% | 52.63% |
| | | AS.PR. DOI CIRESI | P12, sc.A,B P15 | 413.76 | 92.39 | 38 | 31 | 7 | 81.58% | 77.67% |
| | | AS.PR. 396 CRINULUI | P8 | 378.46 | 51.61 | 38 | 33 | 5 | 86.84% | 86.36% |
| | | AS.PR. VIILOR P 10 | P10, sc.A,B,C | 189.50 | 99.74 | 19 | 9 | 10 | 47.37% | 47.37% |
| | | AS. PR. VIITORUL P 16 | P16 | 467.76 | 250.59 | 48 | 24 | 24 | 50.00% | 46.43% |
| | | AS.PR. 405 POPA SAPCA | P14 | 580.84 | 209.63 | 58 | 36 | 22 | 62.07% | 63.91% |
| | | AS.PR. VIILOR P 13 | P13, sc.A,B | 319.20 | 193.20 | 38 | 15 | 23 | 39.47% | 39.47% |
| | | AS. LOCATARI 411 | Z2 | 396.48 | 203.60 | 38 | 19 | 19 | 50.00% | 48.65% |
| | | AS.PR. VIILOR D 10 | Z3 | 380.00 | 142.50 | 38 | 22 | 16 | 57.89% | 62.50% |
| | | AS.PR. VIILOR D 11 | D10 | 312.00 | 226.91 | 38 | 11 | 27 | 28.95% | 27.27% |
| | | AS.PR. VIILOR D 9 A | D9, sc.A | 614.40 | 255.34 | 66 | 36 | 30 | 54.55% | 58.44% |
| | | AS.PR. LOCATA 2000 | D13 | 148.64 | 0.00 | 19 | 19 | 0 | 100.00% | 100.00% |
| | | AS.PR. D 12 POPA SAPCA | D11 | 527.28 | 134.96 | 76 | 54 | 22 | 71.05% | 74.40% |
| | | AS.PR. VIOLETA | D12 | 120.88 | 57.26 | 19 | 10 | 9 | 52.63% | 52.63% |
| | | AS.PR. ALBINA | Z1 | 555.76 | 126.31 | 57 | 42 | 15 | 73.68% | 77.27% |
| | | AS.PR. POPA SAPCA-BAILOR | D26 | 344.80 | 214.54 | 37 | 14 | 23 | 37.84% | 37.78% |
| | | AS.PR. VIILOR 455 | D28 | 715.44 | 403.88 | 62 | 27 | 35 | 43.55% | 43.55% |
| | | AS.PR. PROPRETY 462 | D25 | 326.34 | 0.00 | 33 | 33 | 0 | 100.00% | 100.00% |
| | | AS. LOCATARI 467 | U6 | 407.57 | 208.03 | 36 | 18 | 18 | 50.00% | 48.96% |
| | | AS.PR. CRINUL D 27 | D27, sc.C | 407.52 | 199.52 | 39 | 18 | 21 | 46.15% | 51.04% |
| | | AS.PR. AURORA P 11 | D29 | 381.54 | 15.57 | 33 | 31 | 2 | 93.94% | 95.92% |
| | | AS.PR. CASA NOASTRA | U6a | 407.57 | 208.03 | 36 | 18 | 18 | 50.00% | 48.96% |
| | | AS.PR. TIBI | D30, scB | 388.08 | 24.26 | 33 | 30 | 3 | 90.91% | 93.75% |
| | | AS.PR. VIILOR D 9 B | D30, sc.D | 308.76 | 154.38 | 36 | 18 | 18 | 50.00% | 50.00% |
| | | TOTAL PT | | 10361.23 | 3953.81 | 1023 | 624 | 399 | 61.00% | 61.84% |
| | | AS.PR. TEPES VODA 448 | D24 | 276.34 | 119.61 | 29 | 17 | 12 | 58.62% | 56.72% |
| | | AS.PR. GHEORGHE SINCAI | D25 | 279.40 | 154.30 | 29 | 13 | 16 | 44.83% | 44.78% |
| | | | P19, sc.A | 103.96 | 0.00 | 10 | 10 | 0 | 100.00% | 100.00% |
| | | | P20, sc.A,C | 254.05 | 42.34 | 29 | 24 | 5 | 82.76% | 83.33% |

15

PT405




| Nr. crt. | Punctul termic | Asociația | Blocul | Supr. incalzire instalata | Supr. Incalzire ramasa la data de* | Nr. ap.din proiect initial | Nr. Ap. debransate | Nr. ap. ramase | procent ap. debrans | procent supr debransa | | |
|----------|----------------|----------------------------|-------------|---------------------------|------------------------------------|----------------------------|--------------------|----------------|---------------------|-----------------------|---------------|---------------|
| 16 | PT406 | | P19, sc.C | 141.08 | 103.96 | 19 | 5 | 14 | 26.32% | 26.32% | | |
| | | AS.PR. RIURILOR | P22 | 351.36 | 68.66 | 30 | 24 | 6 | 80.00% | 80.46% | | |
| | | AS.PR. FAMILIA P 17 | P17 | 661.23 | 338.45 | 77 | 39 | 38 | 50.65% | 48.82% | | |
| | | AS.PR. ARGES 478 | P21 | 482.16 | 235.29 | 48 | 25 | 23 | 52.08% | 51.20% | | |
| | | AS.PR. MIHAI VITEAZUL P 18 | P18 | 337.68 | 248.82 | 38 | 10 | 28 | 26.32% | 26.32% | | |
| | | AS.PR. VG 1 | VG1 | 165.12 | 87.72 | 32 | 15 | 17 | 46.88% | 46.88% | | |
| | | AS.PR. MIHAI VITEAZUL | P19, sc.B | 215.34 | 11.14 | 19 | 18 | 1 | 94.74% | 94.83% | | |
| | | AS.PR. MIHAI VITEAZUL 22 | D22, sc.A,B | 289.20 | 205.95 | 29 | 8 | 21 | 27.59% | 28.79% | | |
| | | AS.PR. LALEAUA D 23 | D23, sc.B | 169.38 | 17.83 | 19 | 17 | 2 | 89.47% | 89.47% | | |
| | | AS.PR. CAMINUL D-23-A | D23, sc.A | 169.38 | 133.72 | 19 | 4 | 15 | 21.05% | 21.05% | | |
| | | AS.PR. IZVOR P20 | P20, sc.B | 223.26 | 115.48 | 19 | 9 | 10 | 47.37% | 48.28% | | |
| | | TOTAL PT | | 4118.94 | 1883.25 | 446 | 238 | 208 | 53.36% | 54.28% | | |
| 17 | PT502 | | 1 IRTA | 149.08 | 0.00 | 12 | 12 | 0 | 100.00% | 100.00% | | |
| | | AS.PR. NR.11 BL 5 IRTA | 5 IRTA | 200.17 | 0.00 | 15 | 15 | 0 | 100.00% | 100.00% | | |
| | | AS.PR. 12 IRTA | 6 IRTA | 188.25 | 91.71 | 22 | 12 | 10 | 54.55% | 51.28% | | |
| | | AS.PR. BLOC 3 | 3 | 218.48 | 63.72 | 24 | 17 | 7 | 70.83% | 70.83% | | |
| | | AS.PR. BL 2 IRTA | 2 IRTA | 374.91 | 22.49 | 50 | 47 | 3 | 94.00% | 94.00% | | |
| | | AS.PR. BL 4 IRTA | 4 | 202.86 | 112.70 | 24 | 9 | 15 | 37.50% | 44.44% | | |
| | | | | TOTAL PT | | 1333.75 | 290.63 | 147 | 112 | 35 | 76.19% | 78.21% |
| | | | | AS.PR. VICTORIEI 28 | 56G | 257.00 | 212.69 | 56 | 8 | 48 | 14.29% | 17.24% |
| | | | | AS.PR. 50 ANA | 7 | 209.21 | 99.10 | 20 | 11 | 9 | 55.00% | 52.63% |
| | | | | TOTAL PT | | 466.21 | 311.79 | 76 | 19 | 57 | 25.00% | 33.12% |
| 18 | PT505 | | 42 | 394.00 | 170.07 | 47 | 29 | 18 | 61.70% | 56.83% | | |
| | | AS.PR. MINA | 89 | 444.30 | 161.56 | 42 | 26 | 16 | 61.90% | 63.64% | | |
| | | AS.PR. VICTORIA | 1, sc. G,H | 175.00 | 82.64 | 19 | 10 | 9 | 52.63% | 52.78% | | |
| | | AS.PR. CALEA BUCURESTI 1 | 33 | 214.00 | 109.49 | 20 | 9 | 11 | 45.00% | 48.84% | | |
| | | AS.PR. CALEA BUCURESTI 2 | 35 | 257.12 | 209.89 | 22 | 4 | 18 | 18.18% | 18.37% | | |
| | | | 2 | 948.58 | 575.02 | 107 | 44 | 63 | 41.12% | 39.38% | | |
| | | | | TOTAL PT | | 2433.00 | 1308.68 | 257 | 122 | 135 | 47.47% | 46.21% |
| | | | | AS.PR. Nr 5 GRIVITEI 3-5 | 30 | 418.00 | 193.23 | 39 | 21 | 18 | 53.85% | 53.77% |
| | | | | AS.PR. FORTUNA 3 | A3 | 366.00 | 88.73 | 37 | 29 | 8 | 78.38% | 75.76% |
| | | | | AS.PR. VICTORIEI A 4 | A4 | 435.50 | 41.48 | 38 | 34 | 4 | 89.47% | 90.48% |
| | | AS.PR. FORTUNA A 5 | A5 | 385.00 | 27.94 | 38 | 35 | 3 | 92.11% | 92.74% | | |
| | | AS.PR. ZIMBRUL | D6, sc.B,C | 302.97 | 0.00 | 32 | 32 | 0 | 100.00% | 100.00% | | |
| 19 | PT506 | | | | | | | | | | | |
| 20 | PT507 | | | | | | | | | | | |




| Nr. crt. | Punctul termic | Asociația | Blocul | Supr. incalzire instalata | Supr. incalzire ramasa la data de* | Nr. ap.din proiect initial | Nr. Ap. debransate | Nr. ap. ramase | procent ap. debrans | procent supr debransa |
|----------------------|----------------|------------------------------|----------------------|---------------------------|------------------------------------|----------------------------|--------------------|----------------|---------------------|-----------------------|
| 21 | PT508 | AS.PR. 216 GRIVITA | B16 | 660.00 | 337.80 | 80 | 37 | 43 | 46.25% | 48.82% |
| | | AS.PR. OZON | D6, sc.A | 179.03 | 68.86 | 16 | 10 | 6 | 62.50% | 61.54% |
| | | AS.PR. ARTIZANAT 12 A | 12A | 231.21 | 17.79 | 24 | 22 | 2 | 91.67% | 92.31% |
| | | TOTAL PT | | 2977.71 | 775.81 | 304 | 220 | 84 | 72.37% | 73.95% |
| 22 | PT509 | AS. LOCATARI 116 | 87 | 338.71 | 0.00 | 32 | 32 | 0 | 100.00% | 100.00% |
| | | AS.PR. VICTORIA 183 | 85 | 341.00 | 0.00 | 24 | 24 | 0 | 100.00% | 100.00% |
| | | TOTAL PT | | 679.71 | 0.00 | 56 | 56 | 0 | 100.00% | 100.00% |
| 23 | PT510 | AS.PR. BRATIANU 40 | 40 | 482.16 | 127.65 | 48 | 36 | 12 | 75.00% | 73.53% |
| | | AS.PR. 503 ALFA | 30 | 319.20 | 218.96 | 39 | 11 | 28 | 28.21% | 31.40% |
| | | TOTAL PT | | 801.36 | 346.61 | 87 | 47 | 40 | 54.02% | 56.75% |
| | | AS.PR. VICTORIEI BL 13+2 | D.Balasa V.Roaita | 698.20 297.66 | 275.61 148.83 | 93 32 | 58 16 | 35 16 | 62.37% 50.00% | 60.53% 50.00% |
| 24 | PT513 | AS.PR. 9 MOBILUX | Corp B | 1079.92 | 5.79 | 132 | 131 | 1 | 99.24% | 99.46% |
| | | TOTAL PT | | 2075.78 | 430.23 | 257 | 205 | 52 | 79.77% | 79.27% |
| | | AS.PR. B5 C. BRANCOVEANU | B5 | 170.39 | 0.00 | 16 | 16 | 0 | 100.00% | 100.00% |
| | | | B6 | 135.39 | 75.22 | 16 | 8 | 8 | 50.00% | 44.44% |
| | | | B3 | 288.25 | 211.38 | 30 | 8 | 22 | 26.67% | 26.67% |
| | | | C1 | 334.66 | 6.69 | 30 | 29 | 1 | 96.67% | 98.00% |
| | | | B2 | 288.96 | 0.00 | 24 | 24 | 0 | 100.00% | 100.00% |
| | | | B1 | 349.28 | 139.71 | 40 | 24 | 16 | 60.00% | 60.00% |
| | | | B6 | 135.39 | 45.13 | 12 | 8 | 4 | 66.67% | 66.67% |
| | | | 48ABC | 462.32 | 0.00 | 48 | 48 | 0 | 100.00% | 100.00% |
| 25 | PT515 | AS.PR. B5 C. BRANCOVEANU | B2 | 288.96 | 0.00 | 24 | 24 | 0 | 100.00% | 100.00% |
| | | | B4 | 280.12 | 0.00 | 26 | 26 | 0 | 100.00% | 100.00% |
| | | | B5 | 170.39 | 0.00 | 16 | 16 | 0 | 100.00% | 100.00% |
| | | | D1/D2 | 1285.69 | 167.14 | 100 | 87 | 13 | 87.00% | 87.00% |
| | | TOTAL PT | | 4189.80 | 645.27 | 382 | 318 | 64 | 83.25% | 84.60% |
| | | AS.PR. LIVIU REBLEANU | A4 | 368.91 | 47.09 | 36 | 32 | 4 | 88.89% | 87.23% |
| | | AS.PR. BRATIANU BL A 6 | A6 | 314.66 | 74.92 | 28 | 27 | 1 | 96.43% | 76.19% |
| | | AS.PR. BL A5 BRATIANU CENTRU | A5 | 289.77 | 0.00 | 28 | 28 | 0 | 100.00% | 100.00% |
| | | AS.PR. BRATIANU A 9 | A9 | 319.28 | 244.16 | 34 | 8 | 26 | 23.53% | 23.53% |
| | | AS.PR. 292 BAZAR | A8 | 362.13 | 219.18 | 38 | 15 | 23 | 39.47% | 39.47% |
| AS.PR. A 7 - 295 | A7 | 355.68 | 28.45 | 30 | 28 | 2 | 93.33% | 92.00% | | |
| AS.PR. BRATIANU A 10 | A10 | 405.78 | 0.00 | 30 | 30 | 0 | 100.00% | 100.00% | | |




| Nr. crt. | Punctul termic | Asociația | Blocul | Supr. incalzire instalata | Supr. Incalzire ramasa la data de* | Nr. ap.din proiect initial | Nr. Ap. debransate | Nr. ap. ramase | procent ap. debrans | procent supr debransa |
|----------|----------------|----------------------------|----------------|---------------------------|------------------------------------|----------------------------|--------------------|----------------|---------------------|-----------------------|
| | | AS.PR. BRATIANU 2 | A2 | 369.21 | 20.51 | 36 | 34 | 2 | 94.44% | 94.44% |
| | | AS.PR. BRATIANU 3 | A3 | 365.65 | 0.00 | 36 | 36 | 0 | 100.00% | 100.00% |
| | | AS.PR. A 1 CENTRU | A1 | 319.32 | 99.34 | 27 | 18 | 9 | 66.67% | 68.89% |
| | | TOTAL PT | | 3470.39 | 733.66 | 323 | 256 | 67 | 79.26% | 78.86% |
| | | AS.PR.MAIOR SONTU C2A | C2a | 255.00 | 55.14 | 24 | 18 | 6 | 75.00% | 78.38% |
| | | AS.PR.MAIOR SONTU C2B | C2b | 283.92 | 16.22 | 21 | 20 | 1 | 95.24% | 94.29% |
| | | AS.PR.371 M. SONTU D6 | D6 | 385.00 | 169.11 | 34 | 18 | 16 | 52.94% | 56.07% |
| | | AS.PR.NR.375 | D1, sc.A,B,C,D | 1089.37 | 589.10 | 97 | 49 | 48 | 50.52% | 45.92% |
| | | AS.PR.MAVRODOLU | D4, sc.B | 428.94 | 12.80 | 21 | 20 | 1 | 95.24% | 97.01% |
| | | AS.PR.CAMINUL | D6a, sc.A4 | 214.82 | 0.00 | 17 | 17 | 0 | 100.00% | 100.00% |
| | | AS.PR.CENTRAL NR.461 | D5b, sc.F | 261.67 | 28.55 | 18 | 15 | 3 | 83.33% | 89.09% |
| | | AS.PR.REAL G1 B | G1, sc.B | 217.04 | 0.00 | 19 | 19 | 0 | 100.00% | 100.00% |
| | | AS.PR.OLIMP | D5a, sc.D | 421.37 | 39.50 | 32 | 29 | 3 | 90.63% | 90.63% |
| | | AS.PR.REPUBLICII E3C, SC.B | E3c, sc.A,B | 344.22 | 44.90 | 23 | 20 | 3 | 86.96% | 86.96% |
| | | AS.PR.D6A-624 | D6a, sc.A1 | 454.90 | 0.00 | 24 | 24 | 0 | 100.00% | 100.00% |
| | | AS.PR.E3B | E3B, sc.D | 169.50 | 137.72 | 16 | 3 | 13 | 18.75% | 18.75% |
| | | AS.PR.ROSETII | D6A, sc.A2 | 305.07 | 27.73 | 18 | 16 | 2 | 88.89% | 90.91% |
| | | AS.PR.CASATA | D6a | 398.04 | 164.27 | 28 | 14 | 14 | 50.00% | 58.73% |
| | | AS.PR.724 CRISTAL | E3B, sc.E | 339.00 | 0.00 | 16 | 16 | 0 | 100.00% | 100.00% |
| | | AS.PR.CENTRAL E | D5B, sc.E | 228.37 | 123.70 | 24 | 11 | 13 | 45.83% | 45.83% |
| | | AS.PR.M. SONTU C3 | C3b | 297.12 | 183.93 | 28 | 9 | 19 | 32.14% | 38.10% |
| | | AS.PR.M. SONTU D4 D | D4, sc.D | 364.92 | 249.68 | 25 | 7 | 18 | 28.00% | 31.58% |
| | | AS.PR.M. SONTU D4 A | D4 | 275.29 | 25.61 | 14 | 13 | 1 | 92.86% | 90.70% |
| | | AS.PR.HAMANGIU | D5A | 368.70 | 0.00 | 28 | 28 | 0 | 100.00% | 100.00% |
| | | AS.PR. BANU MARACINE | D5a | 329.20 | 0.00 | 24 | 24 | 0 | 100.00% | 100.00% |
| | | TOTAL PT | | 7431.44 | 1867.97 | 551 | 390 | 161 | 70.78% | 74.86% |
| | | AS.PR.NR.103 | 1 | 249.12 | 0.00 | 19 | 19 | 0 | 100.00% | 100.00% |
| | | TOTAL PT | | 249.12 | 0.00 | 19 | 19 | 0 | 100.00% | 100.00% |
| | | AS. PROP. TUDOR 492 | D2, sc.A | 119.87 | 68.50 | 10 | 4 | 6 | 40.00% | 42.86% |
| | | | D2, sc.C | 149.84 | 89.90 | 19 | 7 | 12 | 36.84% | 40.00% |
| | | | D2, sc.D | 145.56 | 68.50 | 14 | 6 | 8 | 42.86% | 52.94% |
| | | AS. PROP. NEPTUN 4 | P4, sc.A | 104.77 | 41.16 | 10 | 6 | 4 | 60.00% | 60.71% |
| | | | P4, sc.B | 142.18 | 37.42 | 19 | 14 | 5 | 73.68% | 73.68% |
| | | | P2-3, sc.A | 95.79 | 37.63 | 10 | 9 | 1 | 90.00% | 60.71% |



| Nr. crt. | Punctul termic | Asociația | Blocul | Supr. incalzire instalata | Supr. Incalzire ramasa la data de* | Nr. ap.din proiect initial | Nr. Ap. debransate | Nr. ap. ramase | procent ap. debrans | procent supr debransa |
|-----------------|----------------|---------------------|------------|---------------------------|------------------------------------|----------------------------|--------------------|----------------|---------------------|-----------------------|
| 28 | PT521 | AS. PROP. ION MATEI | P2-3, sc.C | 136.84 | 34.21 | 14 | 10 | 4 | 71.43% | 75.00% |
| | | | P2-3, sc.D | 198.41 | 30.79 | 19 | 16 | 3 | 84.21% | 84.48% |
| | | | P2-3, sc.E | 198.41 | 150.52 | 19 | 7 | 12 | 36.84% | 24.14% |
| | | | P2-3, sc.F | 116.31 | 23.95 | 14 | 8 | 6 | 57.14% | 79.41% |
| | | | P2-3, sc.G | 95.79 | 0.00 | 10 | 10 | 0 | 100.00% | 100.00% |
| | | | A3, sc.B | 180.93 | 31.66 | 15 | 12 | 3 | 80.00% | 82.50% |
| | | | A3, sc.C | 189.98 | 0.00 | 14 | 14 | 0 | 100.00% | 100.00% |
| | | | A3, sc.D | 189.98 | 0.00 | 14 | 14 | 0 | 100.00% | 100.00% |
| | | | D1, sc.A | 106.00 | 84.80 | 20 | 4 | 16 | 20.00% | 20.00% |
| | | | D1, sc.B | 106.00 | 84.80 | 20 | 4 | 16 | 20.00% | 20.00% |
| | | D1, sc.C | 106.00 | 95.40 | 20 | 2 | 18 | 10.00% | 10.00% | |
| | | D1, sc.D | 106.00 | 106.00 | 20 | 0 | 20 | 0.00% | 0.00% | |
| | | D3, sc.C | 166.47 | 0.00 | 14 | 14 | 0 | 100.00% | 100.00% | |
| | | A1, sc.A | 185.31 | 29.26 | 19 | 16 | 3 | 84.21% | 84.21% | |
| | | P5, sc.A | 141.90 | 119.49 | 19 | 3 | 16 | 15.79% | 15.79% | |
| | | P5, sc.B | 112.02 | 56.01 | 10 | 5 | 5 | 50.00% | 50.00% | |
| | | P7, sc.A | 117.20 | 0.00 | 10 | 0 | 10 | 100.00% | 100.00% | |
| | | P7, sc.B | 148.45 | 101.57 | 19 | 6 | 13 | 31.58% | 31.58% | |
| | | P7, sc.C | 152.35 | 15.63 | 19 | 17 | 2 | 89.47% | 89.74% | |
| | | P7, sc.D | 132.82 | 74.22 | 14 | 5 | 9 | 35.71% | 44.12% | |
| | | P7, sc.E | 148.45 | 0.00 | 19 | 0 | 19 | 100.00% | 100.00% | |
| | | P6, sc.A | 80.75 | 0.00 | 10 | 0 | 10 | 100.00% | 100.00% | |
| A2, sc.A | 129.76 | 0.00 | 15 | 0 | 15 | 100.00% | 100.00% | | | |
| A2, sc.B | 138.41 | 0.00 | 15 | 0 | 15 | 100.00% | 100.00% | | | |
| D3, sc.A | 110.98 | 23.78 | 10 | 8 | 2 | 80.00% | 78.57% | | | |
| D3, sc.B | 150.62 | 0.00 | 19 | 0 | 19 | 100.00% | 100.00% | | | |
| A3, sc.A | 203.55 | 0.00 | 15 | 0 | 15 | 100.00% | 100.00% | | | |
| P2-3, sc.B | 129.99 | 75.26 | 19 | 8 | 11 | 42.11% | 42.11% | | | |
| D2, sc.B | 177.12 | 74.58 | 19 | 11 | 8 | 57.89% | 57.89% | | | |
| TOTAL PT | | | | 4914.81 | 1555.04 | 546 | 343 | 203 | 62.82% | 68.36% |
| | | 1 | | 294.38 | 95.24 | 29 | 18 | 11 | 62.07% | 67.65% |
| | | 2 | | 231.48 | 47.89 | 24 | 19 | 5 | 79.17% | 79.31% |
| | | 3 | | 355.41 | 114.52 | 40 | 27 | 13 | 67.50% | 67.78% |
| | | 4 | | 369.49 | 205.27 | 40 | 18 | 22 | 45.00% | 44.44% |
| | | AS PR MARASESTI 15 | | | | | | | | |



| Nr. crt. | Punctul termic | Asociația | Blocul | Supr. incalzire instalata | Supr. Incalzire ramasa la data de* | Nr. ap.din proiect initial | Nr. Ap. debransate | Nr. ap. ramase | procent ap. debrans | procent supr debransa | | |
|-----------------------|----------------|-------------------------|-----------------|---------------------------|------------------------------------|----------------------------|--------------------|----------------|---------------------|-----------------------|--------|--------|
| 29 | PT701 | AS.PR. TEILOR 36 C | 36 | 201.00 | 20.10 | 20 | 18 | 2 | 90.00% | 90.00% | | |
| | | AS PR 119 MARASESTI | 5 | 353.43 | 196.35 | 40 | 18 | 22 | 45.00% | 44.44% | | |
| | | AS PR PANTERA 6 7 | 6, sc.A | 181.75 | 82.97 | 20 | 11 | 9 | 55.00% | 54.35% | | |
| | | | 6, sc.B | 181.75 | 43.46 | 20 | 15 | 5 | 75.00% | 76.09% | | |
| | | | 7, sc.A | 190.53 | 82.84 | 20 | 11 | 9 | 55.00% | 56.52% | | |
| | | | 7, sc.B | 186.39 | 99.41 | 20 | 9 | 11 | 45.00% | 46.67% | | |
| | | | TOTAL PT | 2545.60 | 988.05 | 273 | 164 | 109 | 60.07% | 61.19% | | |
| | | 30 | PT724 | AS.PR. DACIA Z 4 | Z 4 | 171.84 | 90.44 | 19 | 9 | 10 | 47.37% | 47.37% |
| | | | | AS.PR. DACIA A 4 A | A 4 a | 372.88 | 49.06 | 38 | 33 | 5 | 86.84% | 86.84% |
| | | | | AS.PR. DACIA A 4 | A 4 | 716.00 | 464.89 | 71 | 26 | 45 | 36.62% | 35.07% |
| AS.PR. DACIA ' 99 | A 5 | | | 1072.30 | 219.79 | 106 | 83 | 23 | 78.30% | 79.50% | | |
| AS.PR. DACIA Z 1 | Z 1 | | | 171.84 | 0.00 | 19 | 19 | 0 | 100.00% | 100.00% | | |
| AS.PR. EROIILOR PS 12 | PS 12 | | | 553.24 | 34.58 | 42 | 39 | 3 | 92.86% | 93.75% | | |
| AS.PR. ZIDUL | PS 11 | | | 575.48 | 0.00 | 38 | 38 | 0 | 100.00% | 100.00% | | |
| AS.PR. DACIA PS 13 | PS 13 | | | 392.64 | 0.00 | 28 | 28 | 0 | 100.00% | 100.00% | | |
| AS.PR. DACIA Z 3 | Z 3 | | | 171.84 | 0.00 | 19 | 19 | 0 | 100.00% | 100.00% | | |
| TOTAL PT | 4198.06 | | | 858.76 | 380 | 294 | 86 | 77.37% | 79.54% | | | |
| 31 | PT726 | AS PR DOINA PS 6 TEILOR | PS6B | 136.49 | 63.00 | 19 | 9 | 10 | 47.37% | 53.85% | | |
| | | AS PR ZMEURA PS3 | PS3 | 402.00 | 100.50 | 47 | 33 | 14 | 70.21% | 75.00% | | |
| | | AS PR VIOLETA | PS9 | 487.04 | 0.00 | 47 | 47 | 0 | 100.00% | 100.00% | | |
| | | AS PR 529 PITESTI | PS5 | 264.00 | 103.46 | 32 | 18 | 14 | 56.25% | 60.81% | | |
| | | AS PR LALEAUA | PS2 | 449.04 | 0.00 | 74 | 74 | 0 | 100.00% | 100.00% | | |
| | | AS PR TEILOR PS6 A | PS6A | 298.64 | 151.26 | 33 | 15 | 18 | 45.45% | 49.35% | | |
| | | AS PR 619 SMEURA | PS4 | 207.04 | 67.29 | 20 | 12 | 8 | 60.00% | 67.50% | | |
| | | AS PR 658 TEILOR | PS8 | 606.00 | 0.00 | 61 | 60 | 1 | 98.36% | 100.00% | | |
| | | AS PR TEILOR PS7 | PS7, sc.A,B | 286.56 | 0.00 | 24 | 24 | 0 | 100.00% | 100.00% | | |
| | | TOTAL PT | 3136.81 | 485.50 | 357 | 292 | 65 | 81.79% | 84.52% | | | |
| AS. PROP. BLOC 11 | 11, sc.A | 1055.88 | 1055.88 | 160 | 0 | 160 | 0.00% | 0.00% | | | | |
| | 14, sc.A | 218.33 | 137.09 | 20 | 7 | 13 | 35.00% | 37.21% | | | | |
| | 14, sc.B | 218.33 | 157.40 | 20 | 5 | 15 | 25.00% | 27.91% | | | | |
| | 14, sc.C | 218.33 | 147.25 | 20 | 6 | 14 | 30.00% | 32.56% | | | | |
| | 15, sc.A | 218.33 | 132.02 | 20 | 8 | 12 | 40.00% | 39.53% | | | | |
| AS. PROP. ALBINA | 15, sc.B | 218.33 | 132.02 | 20 | 8 | 12 | 40.00% | 39.53% | | | | |
| | 15, sc.C | 218.33 | 208.18 | 20 | 1 | 19 | 5.00% | 4.65% | | | | |



| Nr. crt. | Punctul termic | Asociația | Blocul | Supr. incalzire instalata | Supr. Incalzire ramasa la data de* | Nr. ap.din proiect initial | Nr. Ap. debransate | Nr. ap. ramase | procent ap. debrans | procent supr debransa |
|---------------------------|----------------|---------------------------|----------------|---------------------------|------------------------------------|----------------------------|--------------------|----------------|---------------------|-----------------------|
| 32 | PT803 | AS. PROP. CRAIOVEI 9 | 9, sc.A | 1048.00 | 1034.90 | 160 | 2 | 158 | 1.25% | 1.25% |
| | | AS. PROP. VENUS | 10, sc.A | 1000.00 | 987.50 | 160 | 2 | 158 | 1.25% | 1.25% |
| | | AS. PROP. 518 TINERETULUI | 13, sc.A | 194.39 | 126.58 | 20 | 7 | 13 | 35.00% | 34.88% |
| | | | 13, sc.B | 198.91 | 180.82 | 20 | 2 | 18 | 10.00% | 9.09% |
| | | | 13, sc.C | 198.91 | 135.62 | 20 | 7 | 13 | 35.00% | 31.82% |
| | | | 16, sc.A | 213.44 | 194.03 | 20 | 2 | 18 | 10.00% | 9.09% |
| | | 16, sc.B | 213.44 | 121.27 | 20 | 8 | 12 | 40.00% | 43.18% | |
| | | 16, sc.C | 213.44 | 53.36 | 20 | 15 | 5 | 75.00% | 75.00% | |
| | | 16, sc.D | 213.44 | 106.72 | 20 | 10 | 10 | 50.00% | 50.00% | |
| | | 16, sc.E | 218.29 | 116.42 | 21 | 10 | 11 | 47.62% | 46.67% | |
| | | 16, sc.F | 213.44 | 174.63 | 20 | 3 | 17 | 15.00% | 18.18% | |
| | | 16, sc.G | 237.69 | 155.23 | 15 | 5 | 10 | 33.33% | 34.69% | |
| | | 16, sc.H | 232.84 | 63.06 | 15 | 11 | 4 | 73.33% | 72.92% | |
| | | AS. PROP. ARIPI 2000 | A, sc.A | 290.00 | 145.00 | 30 | 15 | 15 | 50.00% | 50.00% |
| | | AS. PROP. BLOC B CRAIOVEI | B, sc.A | 290.00 | 29.00 | 30 | 27 | 3 | 90.00% | 90.00% |
| | | AS. PROP. ARIPI 12 | 12, sc.A | 221.69 | 50.38 | 20 | 15 | 5 | 75.00% | 77.27% |
| 12, sc.B | 216.65 | | 136.04 | 20 | 8 | 12 | 40.00% | 37.21% | | |
| 12, sc.C | 216.65 | | 125.96 | 20 | 9 | 11 | 45.00% | 41.86% | | |
| TOTAL PT | | | 7997.08 | 5906.36 | 931 | 193 | 738 | 20.73% | 26.14% | |
| 33 | PT809 | 212, sc.A | 212, sc.A | 156.96 | 54.76 | 19 | 13 | 6 | 68.42% | 65.12% |
| | | 212, sc.B | 212, sc.B | 153.31 | 54.76 | 20 | 12 | 8 | 60.00% | 64.29% |
| | | 212, sc.C | 212, sc.C | 160.61 | 69.36 | 20 | 11 | 9 | 55.00% | 56.82% |
| | | 212, sc.D | 212, sc.D | 160.61 | 87.61 | 20 | 9 | 11 | 45.00% | 45.45% |
| | | 212, sc.E | 212, sc.E | 109.51 | 62.06 | 12 | 5 | 7 | 41.67% | 43.33% |
| | | S15B, sc.A | S15B, sc.A | 207.67 | 121.74 | 19 | 8 | 11 | 42.11% | 41.38% |
| | | S15B, sc.B | S15B, sc.B | 143.22 | 85.93 | 19 | 7 | 12 | 36.84% | 40.00% |
| | | S15B, sc.C | S15B, sc.C | 207.67 | 0.00 | 19 | 19 | 0 | 100.00% | 100.00% |
| | | AS. PROP. SUD 2 | A | 219.02 | 153.31 | 30 | 9 | 21 | 30.00% | 30.00% |
| | | AS. PROP. 214 GARA SUD | 214, sc.A | 325.57 | 221.39 | 39 | 12 | 27 | 30.77% | 32.00% |
| TOTAL PT | 21, sc.B | 156.28 | 91.16 | 16 | 6 | 10 | 37.50% | 41.67% | | |
| AS. PROP. FR. GOLESTI 144 | S10, sc.A | 2000.45 | 1002.07 | 233 | 111 | 122 | 47.64% | 49.91% | | |
| AS. PROP. FR. GOLESTI S14 | S14, sc.E | 350.63 | 118.39 | 31 | 19 | 12 | 61.29% | 66.23% | | |
| | S14, sc.F | 205.42 | 4.67 | 19 | 18 | 1 | 94.74% | 97.73% | | |
| | S14, sc.F | 182.08 | 23.34 | 14 | 12 | 2 | 85.71% | 87.18% | | |



| Nr. crt. | Punctul termic | Asociația | Blocul | Supr. incalzire instalata | Supr. Incalzire ramasa la data de* | Nr. ap.din proiect initial | Nr. Ap. debransate | Nr. ap. ramase | procent ap. debrans | procent supr debransa | | | |
|-----------|----------------|-----------|---------------------------|---------------------------|------------------------------------|----------------------------|--------------------|----------------|---------------------|-----------------------|---------------|--------|--------|
| 34 | PT811 | | S14, sc.G | 177.41 | 32.68 | 19 | 14 | 5 | 73.68% | 81.58% | | | |
| | | | S14, sc.H | 177.41 | 60.69 | 19 | 12 | 7 | 63.16% | 65.79% | | | |
| | | | AS. PROP. FR. GOLESTI S6 | S6, sc.A | 220.46 | 32.15 | 20 | 17 | 3 | 85.00% | 85.42% | | |
| | | | | S6, sc.B | 417.95 | 0.00 | 38 | 38 | 0 | 100.00% | 100.00% | | |
| | | | AS. PROP. SORELA | S7A, sc.B | 435.91 | 199.57 | 34 | 19 | 15 | 55.88% | 54.22% | | |
| | | | | S9, sc.A | 431.00 | 370.10 | 39 | 5 | 34 | 12.82% | 14.13% | | |
| | | | AS. PROP. ATLAS | S9B, sc.A | 372.14 | 159.49 | 35 | 20 | 15 | 57.14% | 57.14% | | |
| | | | | S10, sc.C | 359.73 | 295.98 | 35 | 5 | 30 | 14.29% | 17.72% | | |
| | | | AS. PROP. 106 | S10, sc.D | 350.63 | 227.68 | 31 | 9 | 22 | 29.03% | 35.06% | | |
| | | | | S9D, sc.A | 403.20 | 95.38 | 39 | 30 | 9 | 76.92% | 76.34% | | |
| | | | AS. PROP. REPUBLICII S9D | S9C, sc.A | 350.63 | 51.45 | 33 | 25 | 8 | 75.76% | 85.33% | | |
| | | | | S8, sc.B | 328.99 | 35.09 | 34 | 29 | 5 | 85.29% | 89.33% | | |
| | | | AS. PROP. FR. GOLESTI 685 | S8, sc.C | 337.76 | 114.05 | 33 | 19 | 14 | 57.58% | 66.23% | | |
| | | | | S10, sc.B | 346.07 | 54.64 | 35 | 27 | 8 | 77.14% | 84.21% | | |
| | | | AS. PROP. FR. GOLESTI 104 | S8, sc.A | 328.99 | 61.41 | 31 | 25 | 6 | 80.65% | 81.33% | | |
| | | | | S9B, sc.B | 265.81 | 146.20 | 27 | 12 | 15 | 44.44% | 45.00% | | |
| | | | AS. PROP. TRANDAFIRUL B | S9C, sc.B | 299.17 | 0.00 | 31 | 31 | 0 | 100.00% | 100.00% | | |
| | | | | AS. PROP. ALFA | 6341.40 | 2082.98 | 597 | 386 | 211 | 64.66% | 67.15% | | |
| | | | CASA NOASTRA 55 | | | A26, sc.A | 101.39 | 44.80 | 20 | 11 | 9 | 55.00% | 55.81% |
| | | | | | | A26, sc.B | 101.39 | 84.89 | 20 | 3 | 17 | 15.00% | 16.28% |
| A26, sc.C | 99.04 | 87.25 | | | | 20 | 2 | 18 | 10.00% | 11.90% | | | |
| A26, sc.D | 101.39 | 68.38 | | | | 20 | 6 | 14 | 30.00% | 32.56% | | | |
| A26, sc.E | 101.39 | 40.09 | | | | 20 | 12 | 8 | 60.00% | 60.47% | | | |
| A26, sc.F | 101.39 | 96.68 | | | | 20 | 1 | 19 | 5.00% | 4.65% | | | |
| A30, sc.A | 101.60 | 85.06 | | | | 20 | 3 | 17 | 15.00% | 16.28% | | | |
| A30, sc.B | 101.60 | 77.97 | | | | 20 | 5 | 15 | 25.00% | 23.26% | | | |
| A30, sc.C | 101.60 | 44.89 | | | | 20 | 11 | 9 | 55.00% | 55.81% | | | |
| A30, sc.D | 101.60 | 85.06 | | | | 20 | 3 | 17 | 15.00% | 16.28% | | | |
| A30, sc.E | 101.60 | 94.51 | | | | 20 | 1 | 19 | 5.00% | 6.98% | | | |
| A32, sc.A | 106.33 | 46.98 | | | | 20 | 11 | 9 | 55.00% | 55.81% | | | |
| A32, sc.B | 106.33 | 86.55 | | | | 20 | 3 | 17 | 15.00% | 18.60% | | | |
| A32, sc.C | 106.33 | 93.97 | | | | 20 | 2 | 18 | 10.00% | 11.63% | | | |
| A33, sc.A | 106.00 | 86.28 | 20 | 4 | 16 | 20.00% | 18.60% | | | | | | |
| A34, sc.B | 104.33 | 94.63 | 20 | 2 | 18 | 10.00% | 9.30% | | | | | | |



| Nr. crt. | Punctul termic | Asociația | Blocul | Supr. incalzire instalata | Supr. Incalzire ramasa la data de* | Nr. ap.din proiect initial | Nr. Ap. debransate | Nr. ap. ramase | procent ap. debrans | procent supr debransa |
|----------|----------------|----------------|-----------|---------------------------|------------------------------------|----------------------------|--------------------|----------------|---------------------|-----------------------|
| | | | A34, sc.C | 104.33 | 104.33 | 20 | 0 | 20 | 0.00% | 0.00% |
| | | LUANDRA | B20, sc.A | 151.54 | 134.32 | 20 | 2 | 18 | 10.00% | 11.36% |
| | | | B20, sc.B | 148.10 | 113.66 | 20 | 5 | 15 | 25.00% | 23.26% |
| | | | B20, sc.C | 148.10 | 55.11 | 20 | 12 | 8 | 60.00% | 62.79% |
| | | ZARZARUL 2002 | A28, sc.A | 99.70 | 76.51 | 20 | 5 | 15 | 25.00% | 23.26% |
| | | | A28, sc.B | 99.70 | 55.65 | 20 | 9 | 11 | 45.00% | 44.19% |
| | | | A28, sc.C | 99.70 | 85.79 | 20 | 3 | 17 | 15.00% | 13.95% |
| | | | A28, sc.D | 99.70 | 76.51 | 20 | 5 | 15 | 25.00% | 23.26% |
| | | | A28, sc.E | 99.70 | 83.47 | 20 | 3 | 17 | 15.00% | 16.28% |
| | | | A29, sc.A | 101.80 | 82.86 | 20 | 3 | 17 | 15.00% | 18.60% |
| | | | A29, sc.B | 101.80 | 97.07 | 20 | 1 | 19 | 5.00% | 4.65% |
| | | | A29, sc.E | 101.80 | 75.76 | 20 | 5 | 15 | 25.00% | 25.58% |
| | | M8 AIDA | M8, sc.A | 192.03 | 108.54 | 20 | 8 | 12 | 40.00% | 43.48% |
| | | | M8, sc.B | 204.56 | 179.51 | 20 | 2 | 18 | 10.00% | 12.24% |
| | | | M8, sc.C | 204.56 | 62.62 | 20 | 14 | 6 | 70.00% | 69.39% |
| | | TEIUL 240 | M10, sc.A | 176.67 | 156.12 | 20 | 2 | 18 | 10.00% | 11.63% |
| | | | M10, sc.B | 176.67 | 115.04 | 20 | 7 | 13 | 35.00% | 34.88% |
| | | | M10, sc.C | 176.67 | 94.50 | 20 | 9 | 11 | 45.00% | 46.51% |
| | | LUMINITA 241 | M6, sc.A | 180.75 | 48.95 | 20 | 14 | 6 | 70.00% | 72.92% |
| | | | M6, sc.B | 150.62 | 11.30 | 12 | 11 | 1 | 91.67% | 92.50% |
| | | | M6, sc.C | 150.62 | 7.53 | 16 | 15 | 1 | 93.75% | 95.00% |
| | | | M6, sc.D | 150.62 | 26.36 | 16 | 13 | 3 | 81.25% | 82.50% |
| | | 283 GAVANA | D1, sc.A | 323.50 | 263.11 | 75 | 14 | 61 | 18.67% | 18.67% |
| | | | D1, sc.B | 323.50 | 323.50 | 75 | 0 | 75 | 0.00% | 0.00% |
| | | BALADA | C15, sc.A | 129.00 | 0.00 | 16 | 16 | 0 | 100.00% | 100.00% |
| | | | C15, sc.B | 129.00 | 0.00 | 16 | 16 | 0 | 100.00% | 100.00% |
| | | 363 | B18, sc.B | 169.67 | 106.53 | 20 | 8 | 12 | 40.00% | 37.21% |
| | | STEJARULUI B19 | B19, sc.B | 166.00 | 108.09 | 20 | 6 | 14 | 30.00% | 34.88% |
| | | | B19, sc.C | 166.00 | 158.28 | 20 | 1 | 19 | 5.00% | 4.65% |
| | | | A27, sc.A | 101.80 | 94.70 | 20 | 1 | 19 | 5.00% | 6.98% |
| | | | A27, sc.B | 101.80 | 92.33 | 20 | 2 | 18 | 10.00% | 9.30% |
| | | | A27, sc.C | 101.80 | 87.60 | 20 | 3 | 17 | 15.00% | 13.95% |
| | | BOBIN | A27, sc.D | 101.80 | 92.33 | 20 | 2 | 18 | 10.00% | 9.30% |
| | | | A27, sc.E | 101.80 | 92.33 | 20 | 2 | 18 | 10.00% | 9.30% |

PT902

35



| Nr. crt. | Punctul termic | Asociația | Blocul | Supr. incalzire instalata | Supr. Incalzire ramasa la data de* | Nr. ap.din proiect initial | Nr. Ap. debransate | Nr. ap. ramase | procent ap. debrans | procent supr debransa |
|----------|----------------|-----------------|--------------|---------------------------|------------------------------------|----------------------------|--------------------|----------------|---------------------|-----------------------|
| | | GENTIANA 481 | A25, sc.A | 101.01 | 77.52 | 20 | 5 | 15 | 25.00% | 23.26% |
| | | | A25, sc.B | 101.01 | 89.27 | 20 | 2 | 18 | 10.00% | 11.63% |
| | | | A25, sc.C | 101.01 | 89.27 | 20 | 2 | 18 | 10.00% | 11.63% |
| | | | A25, sc.D | 101.01 | 96.32 | 20 | 1 | 19 | 5.00% | 4.65% |
| | | | A25, sc.E | 101.01 | 70.47 | 20 | 6 | 14 | 30.00% | 30.23% |
| | | | A25, sc.F | 101.01 | 84.57 | 20 | 3 | 17 | 15.00% | 16.28% |
| | | SALCAMUL 579 | B18BIS, sc.A | 152.32 | 113.35 | 20 | 5 | 15 | 25.00% | 25.58% |
| | | APULUM | A33, sc.B | 106.00 | 86.28 | 20 | 4 | 16 | 20.00% | 18.60% |
| | | | A33, sc.C | 106.00 | 91.21 | 20 | 2 | 18 | 10.00% | 13.95% |
| | | | A31, sc.A | 108.00 | 37.67 | 20 | 13 | 7 | 65.00% | 65.12% |
| | | 31 GAVANA II | A31, sc.B | 108.00 | 87.91 | 20 | 4 | 16 | 20.00% | 18.60% |
| | | | A31, sc.C | 108.00 | 97.95 | 20 | 2 | 18 | 10.00% | 9.30% |
| | | AL.I.CUZA | B18, sc.F | 169.67 | 169.67 | 20 | 0 | 20 | 0.00% | 0.00% |
| | | COMTI | B20, sc.D | 148.10 | 75.77 | 20 | 9 | 11 | 45.00% | 48.84% |
| | | MINERVA | A34, sc.A | 104.33 | 55.81 | 20 | 9 | 11 | 45.00% | 46.51% |
| | | STEJARULUI 2002 | A29, sc.C | 101.80 | 52.08 | 20 | 9 | 11 | 45.00% | 48.84% |
| | | SPICUL I A | B19, sc.A | 166.00 | 61.77 | 20 | 12 | 8 | 60.00% | 62.79% |
| | | DOI CASTANI | B18, sc.A | 169.67 | 134.16 | 20 | 4 | 16 | 20.00% | 20.93% |
| | | ION CREANGA | B18, sc.D | 169.67 | 94.70 | 20 | 9 | 11 | 45.00% | 44.19% |
| | | MIHAI EMINESCU | B18, sc.E | 169.67 | 126.26 | 20 | 5 | 15 | 25.00% | 25.58% |
| | | B18C | B18, sc.C | 169.67 | 114.43 | 20 | 6 | 14 | 30.00% | 32.56% |
| | | LUNA | B20, sc.E | 144.65 | 86.10 | 20 | 7 | 13 | 35.00% | 40.48% |
| | | DOINA 2000 | A29, sc.D | 101.80 | 47.35 | 20 | 11 | 9 | 55.00% | 53.49% |
| | | SPERANTA | D2, sc.A | 193.26 | 84.55 | 20 | 10 | 10 | 50.00% | 56.25% |
| | | | D2, sc.B | 197.28 | 68.45 | 20 | 12 | 8 | 60.00% | 65.31% |
| | | TOTAL PT | | 9978.69 | 6681.17 | 1586 | 451 | 1135 | 28.44% | 33.05% |
| | | VICTORIA 4 | A36, sc.A | 147.09 | 0.00 | 20 | 20 | 0 | 100.00% | 100.00% |
| | | | A36, sc.B | 147.09 | 0.00 | 20 | 20 | 0 | 100.00% | 100.00% |
| | | | A36, sc.C | 147.09 | 0.00 | 20 | 20 | 0 | 100.00% | 100.00% |
| | | | A36, sc.D | 112.88 | 0.00 | 10 | 10 | 0 | 100.00% | 100.00% |
| | | | A37, sc.A | 140.60 | 45.78 | 20 | 13 | 7 | 65.00% | 67.44% |
| | | | A37, sc.B | 140.60 | 45.78 | 20 | 14 | 6 | 70.00% | 67.44% |
| | | A37, sc.C | 140.60 | 0.00 | 20 | 20 | 0 | 100.00% | 100.00% | |
| | | A37, sc.D | 140.60 | 0.00 | 20 | 20 | 0 | 100.00% | 100.00% | |



| Nr. crt. | Punctul termic | Asociația | Blocul | Supr. incalzire instalata | Supr. Incalzire ramasa la data de* | Nr. ap.din proiect initial | Nr. Ap. debransate | Nr. ap. ramase | procent ap. debrans | procent supr debransa |
|----------|----------------|------------|--------------|---------------------------|------------------------------------|----------------------------|--------------------|----------------|---------------------|-----------------------|
| | | | A37, sc.E | 140.60 | 0.00 | 20 | 20 | 0 | 100.00% | 100.00% |
| | | | A38, sc.A | 143.40 | 0.00 | 20 | 20 | 0 | 100.00% | 100.00% |
| | | | A38, sc.B | 143.40 | 0.00 | 20 | 20 | 0 | 100.00% | 100.00% |
| | | | A38, sc.C | 143.40 | 6.67 | 20 | 19 | 1 | 95.00% | 95.35% |
| | | | A38, sc.D | 143.40 | 0.00 | 20 | 20 | 0 | 100.00% | 100.00% |
| | | | A38, sc.E | 143.40 | 0.00 | 20 | 20 | 0 | 100.00% | 100.00% |
| | | LUCEAFARUL | B24, sc.E | 198.78 | 163.91 | 20 | 4 | 16 | 20.00% | 17.54% |
| | | VENUS 2001 | B24, sc.A | 202.27 | 52.31 | 20 | 15 | 5 | 75.00% | 74.14% |
| | | | A39, sc.A | 136.63 | 78.08 | 20 | 9 | 11 | 45.00% | 42.86% |
| | | | A39, sc.C | 139.88 | 68.32 | 20 | 10 | 10 | 50.00% | 51.16% |
| | | | A40, sc.A | 144.87 | 131.40 | 20 | 2 | 18 | 10.00% | 9.30% |
| | | | A40, sc.B | 141.50 | 128.03 | 20 | 2 | 18 | 10.00% | 9.52% |
| | | | A40, sc.C | 144.87 | 131.40 | 20 | 2 | 18 | 10.00% | 9.30% |
| | | | A41, sc.A | 136.91 | 120.99 | 20 | 2 | 18 | 10.00% | 11.63% |
| | | | A41, sc.C | 136.91 | 108.25 | 20 | 4 | 16 | 20.00% | 20.93% |
| | | | A41BIS, sc.B | 135.67 | 119.89 | 20 | 2 | 18 | 10.00% | 11.63% |
| | | | A41BIS, sc.C | 135.67 | 94.65 | 20 | 6 | 14 | 30.00% | 30.23% |
| | | FRUNZA | A41, sc.B | 136.91 | 82.78 | 20 | 8 | 12 | 40.00% | 39.53% |
| | | 197 | E8 | 411.28 | 199.41 | 66 | 34 | 32 | 51.52% | 51.52% |
| | | | A36BIS, sc.A | 156.54 | 87.37 | 20 | 9 | 11 | 45.00% | 44.19% |
| | | LOTUS | A36BIS, sc.B | 156.54 | 101.93 | 20 | 7 | 13 | 35.00% | 34.88% |
| | | | A36BIS, sc.C | 141.98 | 91.01 | 19 | 7 | 12 | 36.84% | 35.90% |
| | | | C17, sc.A | 127.89 | 90.10 | 16 | 5 | 11 | 31.25% | 29.55% |
| | | | C17, sc.B | 127.89 | 87.20 | 16 | 5 | 11 | 31.25% | 31.82% |
| | | | C17, sc.C | 127.89 | 58.13 | 16 | 7 | 9 | 43.75% | 54.55% |
| | | | C17, sc.D | 127.89 | 46.50 | 16 | 11 | 5 | 68.75% | 63.64% |
| | | GAVANA 205 | D14, sc.A | 129.63 | 54.99 | 10 | 6 | 4 | 60.00% | 57.58% |
| | | | D14, sc.C | 168.91 | 0.00 | 20 | 20 | 0 | 100.00% | 100.00% |
| | | | D14, sc.D | 129.63 | 0.00 | 10 | 10 | 0 | 100.00% | 100.00% |
| | | CARPEN 1 | E9 | 567.00 | 500.48 | 68 | 8 | 60 | 11.76% | 11.73% |
| | | VULTURII | E10 | 439.56 | 347.63 | 66 | 14 | 52 | 21.21% | 20.92% |
| | | ARINUL | B24a | 200.32 | 35.77 | 10 | 8 | 2 | 80.00% | 82.14% |
| | | ALUNULUI | D13, sc.A | 141.98 | 113.58 | 20 | 4 | 16 | 20.00% | 20.00% |
| | | | D13, sc.B | 141.98 | 120.68 | 20 | 3 | 17 | 15.00% | 15.00% |

PT903

36



| Nr. crt. | Punctul termic | Asociația | Blocul | Supr. incalzit instalata | Supr. incalzire ramasa la data de* | Nr. ap.din proiect initial | Nr. Ap. debransate | Nr. ap. ramase | procent ap. debrans | procent supr debransa |
|----------|----------------|-------------------|--------------|--------------------------|------------------------------------|----------------------------|--------------------|----------------|---------------------|-----------------------|
| | | | D13, sc.C | 152.62 | 117.13 | 20 | 5 | 15 | 25.00% | 23.26% |
| | | | D13, sc.D | 152.62 | 117.13 | 20 | 4 | 16 | 20.00% | 23.26% |
| | | ELENA 11 | E11 | 454.41 | 351.14 | 67 | 13 | 54 | 19.40% | 22.73% |
| | | SOLIDARITATEA2003 | B23, sc.A | 195.33 | 104.40 | 20 | 10 | 10 | 50.00% | 46.55% |
| | | | B23, sc.B | 195.33 | 50.52 | 20 | 15 | 5 | 75.00% | 74.14% |
| | | | B23, sc.C | 195.33 | 60.62 | 20 | 13 | 7 | 65.00% | 68.97% |
| | | LOCAT. 711 | D14, sc.B | 168.91 | 106.06 | 20 | 7 | 13 | 35.00% | 37.21% |
| | | | A35, sc.A | 147.50 | 78.90 | 20 | 9 | 11 | 45.00% | 46.51% |
| | | PALTINUL | A35, sc.B | 147.50 | 65.17 | 20 | 11 | 9 | 55.00% | 55.81% |
| | | | A35, sc.C | 147.50 | 140.64 | 20 | 1 | 19 | 5.00% | 4.65% |
| | | | A35, sc.D | 147.50 | 75.47 | 20 | 9 | 11 | 45.00% | 48.84% |
| | | CARPENUL 338 | E7 | 411.33 | 266.15 | 66 | 22 | 44 | 33.33% | 35.29% |
| | | ULMUL 2002 | F1, sc.B | 461.75 | 251.86 | 88 | 40 | 48 | 45.45% | 45.45% |
| | | GRANITUL 2003 | F1, sc.C | 461.75 | 146.92 | 88 | 60 | 28 | 68.18% | 68.18% |
| | | GHIOCCELUL | B24, sc.B | 202.27 | 174.37 | 20 | 2 | 18 | 10.00% | 13.79% |
| | | ARCO-IRIS | A39, sc.B | 139.88 | 78.08 | 20 | 8 | 12 | 40.00% | 44.19% |
| | | NOVA | A35BIS, sc.A | 200.32 | 127.48 | 20 | 7 | 13 | 35.00% | 36.36% |
| | | ECLIPSA | B24, sc.D | 170.88 | 6.97 | 20 | 19 | 1 | 95.00% | 95.92% |
| | | GAROFITA P.C. | A41BIS, sc.A | 135.67 | 104.12 | 20 | 5 | 15 | 25.00% | 23.26% |
| | | JUPITER | B24, sc.C | 191.81 | 38.36 | 20 | 15 | 5 | 75.00% | 80.00% |
| | | TOTAL PT | | 11542.10 | 5774.48 | 1552 | 755 | 797 | 48.65% | 49.97% |
| | | | B21, sc.A | 199.18 | 76.35 | 20 | 12 | 8 | 60.00% | 61.67% |
| | | | B21, sc.B | 195.86 | 152.71 | 20 | 4 | 16 | 20.00% | 22.03% |
| | | | B21, sc.C | 195.86 | 102.91 | 20 | 9 | 11 | 45.00% | 47.46% |
| | | PALTINULUI 96 | B21, sc.D | 195.86 | 165.99 | 20 | 3 | 17 | 15.00% | 15.25% |
| | | | B21, sc.E | 195.86 | 122.83 | 20 | 7 | 13 | 35.00% | 37.29% |
| | | | B21, sc.F | 192.54 | 136.11 | 20 | 5 | 15 | 25.00% | 29.31% |
| | | | B21, sc.G | 195.86 | 162.67 | 20 | 3 | 17 | 15.00% | 16.95% |
| | | CONDOR | B22, sc.A | 157.57 | 157.57 | 20 | 0 | 20 | 0.00% | 0.00% |
| | | | B22, sc.B | 157.57 | 131.92 | 20 | 3 | 17 | 15.00% | 16.28% |
| | | | B22, sc.C | 157.57 | 109.93 | 20 | 6 | 14 | 30.00% | 30.23% |
| | | | B22, sc.D | 157.57 | 109.93 | 20 | 6 | 14 | 30.00% | 30.23% |
| | | | B22, sc.E | 157.57 | 109.93 | 20 | 6 | 14 | 30.00% | 30.23% |
| | | PALTINULUI 133 | B22, sc.F | 157.57 | 109.93 | 20 | 6 | 14 | 30.00% | 30.23% |



| Nr. crt. | Punctul termic | Asociația | Blocul | Supr. incalzire instalata | Supr. Incalzire ramasa la data de* | Nr. ap.din proiect initial | Nr. Ap. debransate | Nr. ap. ramase | procent ap. debrans | procent supr debransa |
|-------------|----------------|--|-----------------|---------------------------|------------------------------------|----------------------------|--------------------|----------------|---------------------|-----------------------|
| 37 | PT904 | LOCAT.189 ALUNULUI D12 250 GAVANA III CASA NOASTRA 372 GARSONIERE 398 MUNTENIA 463 MUNTENIA I M4 SC.A | B22, sc.G | 157.57 | 135.59 | 20 | 3 | 17 | 15.00% | 13.95% |
| | | | E3 | 433.86 | 368.78 | 66 | 10 | 56 | 15.15% | 15.00% |
| | | | D12, sc.A | 327.50 | 251.69 | 44 | 10 | 34 | 22.73% | 23.15% |
| | | | D12, sc.B | 327.50 | 285.05 | 44 | 5 | 39 | 11.36% | 12.96% |
| | | | M4, sc.B | 138.29 | 0.00 | 16 | 16 | 0 | 100.00% | 100.00% |
| | | | M4, sc.C | 138.29 | 0.00 | 16 | 16 | 0 | 100.00% | 100.00% |
| | | | M4, sc.D | 138.29 | 20.74 | 16 | 14 | 2 | 87.50% | 85.00% |
| | | | M4, sc.E | 138.29 | 0.00 | 12 | 12 | 0 | 100.00% | 100.00% |
| | | | E3a | 237.25 | 24.54 | 19 | 17 | 2 | 89.47% | 89.66% |
| | | | E4A, sc. A | 173.39 | 45.63 | 19 | 14 | 5 | 73.68% | 73.68% |
| | | | E4A, sc. B | 264.65 | 109.51 | 19 | 11 | 8 | 57.89% | 58.62% |
| | | | B23A, sc.A | 103.20 | 36.12 | 20 | 13 | 7 | 65.00% | 65.00% |
| | | | B23A, sc.B | 103.20 | 103.20 | 20 | 0 | 20 | 0.00% | 0.00% |
| | | | B23A, sc.C | 103.20 | 103.20 | 20 | 0 | 20 | 0.00% | 0.00% |
| | | | B23A, sc.D | 103.20 | 103.20 | 20 | 0 | 20 | 0.00% | 0.00% |
| | | | B25A, sc.A | 103.20 | 72.24 | 20 | 6 | 14 | 30.00% | 30.00% |
| | | | B25A, sc.B | 103.20 | 103.20 | 20 | 0 | 20 | 0.00% | 0.00% |
| | | | B25A, sc.C | 103.20 | 103.20 | 20 | 0 | 20 | 0.00% | 0.00% |
| | | | B25A, sc.D | 103.20 | 103.20 | 20 | 0 | 20 | 0.00% | 0.00% |
| | | | E5 | 455.29 | 374.94 | 66 | 12 | 54 | 18.18% | 17.65% |
| | | | E4 | 481.59 | 402.90 | 66 | 10 | 56 | 15.15% | 16.34% |
| | | | M4, sc.A | 138.29 | 82.97 | 12 | 4 | 8 | 33.33% | 40.00% |
| | | | TOTAL PT | | | | 6692.12 | 4478.70 | 855 | 243 |
| 440 GARLENI | | | P10a, sc.A | 127.84 | 0.00 | 10 | 10 | 0 | 100.00% | 100.00% |
| | | | P10a, sc.B | 209.52 | 0.00 | 20 | 20 | 0 | 100.00% | 100.00% |
| | | | P10a, sc.C | 131.39 | 42.61 | 15 | 11 | 4 | 73.33% | 67.57% |
| | | | P10a, sc.D | 209.52 | 14.20 | 20 | 19 | 1 | 95.00% | 93.22% |
| | | | P11 | 192.48 | 192.48 | 20 | 0 | 20 | 0.00% | 0.00% |
| NORDTEX 449 | | | P12 | 191.98 | 167.98 | 19 | 2 | 17 | 10.53% | 12.50% |
| | | | P13 | 187.56 | 149.41 | 20 | 4 | 16 | 20.00% | 20.34% |
| | | | P16A, sc.A | 213.65 | 121.56 | 19 | 8 | 11 | 42.11% | 43.10% |
| 475 | | | P16A, sc.B | 213.65 | 69.99 | 19 | 13 | 6 | 68.42% | 67.24% |
| | | | P16A, sc.C | 125.24 | 47.89 | 14 | 7 | 7 | 50.00% | 61.76% |
| | | | P16A, sc.D | 139.98 | 58.94 | 19 | 11 | 8 | 57.89% | 57.89% |



| Nr. crt. | Punctul termic | Asociația | Blocul | Supr. incalzitare instalata | Supr. Incalzitare ramasa la data de* | Nr. ap.din proiect initial | Nr. Ap. debransate | Nr. ap. ramase | procent ap. debrans | procent supr debransa |
|-------------|----------------|--|------------|-----------------------------|--------------------------------------|----------------------------|--------------------|----------------|---------------------|-----------------------|
| 38 | PT905 | STEJARUL 547bl. NIC. BALCESCU RACNETUL CARPATILOR MAICAN TUDOR ALPROM MUNTENIA 2006 INTR. TELECONSTR. CHIMCOMPLEX GARLEI P15A | P17A, sc.A | 183.09 | 106.00 | 19 | 8 | 11 | 42.11% | 42.11% |
| | | | P14a | 221.53 | 22.92 | 19 | 17 | 2 | 89.47% | 89.66% |
| | | | D6, sc.A | 381.36 | 296.16 | 36 | 7 | 29 | 19.44% | 22.34% |
| | | | D5 | 381.36 | 313.12 | 36 | 5 | 31 | 13.89% | 17.89% |
| | | | P9A, sc.A | 183.30 | 96.47 | 19 | 9 | 10 | 47.37% | 47.37% |
| | | | P9A, sc.B | 183.30 | 96.47 | 19 | 9 | 10 | 47.37% | 47.37% |
| | | | P9A, sc.C | 183.30 | 77.18 | 19 | 11 | 8 | 57.89% | 57.89% |
| | | | P9A, sc.D | 135.06 | 62.71 | 10 | 5 | 5 | 50.00% | 53.57% |
| | | | D4 | 370.00 | 305.65 | 36 | 7 | 29 | 19.44% | 17.39% |
| | | | | 228.15 | 179.26 | 70 | 15 | 55 | 21.43% | 21.43% |
| | | | | 274.95 | 249.95 | 94 | 6 | 88 | 6.38% | 9.09% |
| | | | | 222.30 | 213.53 | 76 | 3 | 73 | 3.95% | 3.95% |
| | | | | 222.30 | 222.30 | 78 | 0 | 78 | 0.00% | 0.00% |
| | | | | 143.20 | 0.00 | 14 | 14 | 0 | 100.00% | 100.00% |
| | | | | 5256.01 | 3106.78 | 740 | 221 | 519 | 29.86% | 40.89% |
| 221 PITESTI | | | C2, sc.A | 163.59 | 0.00 | 20 | 20 | 0 | 100.00% | 100.00% |
| | | | C2, sc.B | 125.54 | 0.00 | 10 | 10 | 0 | 100.00% | 100.00% |
| | | | C2, sc.C | 125.54 | 0.00 | 10 | 10 | 0 | 100.00% | 100.00% |
| | | | C2, sc.D | 163.59 | 0.00 | 15 | 15 | 0 | 100.00% | 100.00% |
| | | | C2, sc.E | 163.59 | 15.22 | 20 | 18 | 2 | 90.00% | 90.70% |
| | | | C2, sc.F | 163.59 | 60.87 | 20 | 12 | 8 | 60.00% | 62.79% |
| EMINESCU M1 | | | M1, sc.A | 251.30 | 0.00 | 20 | 20 | 0 | 100.00% | 100.00% |
| | | | M1, sc.B | 157.06 | 0.00 | 16 | 16 | 0 | 100.00% | 100.00% |
| | | | M1, sc.C | 188.47 | 0.00 | 20 | 20 | 0 | 100.00% | 100.00% |
| | | | M1, sc.D | 188.47 | 0.00 | 20 | 20 | 0 | 100.00% | 100.00% |
| SARA | | | C5, sc.A | 155.18 | 122.51 | 38 | 8 | 30 | 21.05% | 21.05% |
| | | | C5, sc.B | 187.85 | 73.51 | 16 | 9 | 7 | 56.25% | 60.87% |
| | | | C5, sc.D | 134.76 | 0.00 | 10 | 10 | 0 | 100.00% | 100.00% |
| | | | C8, sc.A | 189.71 | 88.24 | 20 | 11 | 9 | 55.00% | 53.49% |
| | | | C8, sc.B | 189.71 | 79.42 | 20 | 11 | 9 | 55.00% | 58.14% |
| | | | C8, sc.C | 194.13 | 75.00 | 18 | 10 | 8 | 55.56% | 61.36% |
| | 167.65 | 141.18 | 38 | 6 | 32 | 15.79% | 15.79% | | | |
| | 167.65 | 150.01 | 38 | 4 | 34 | 10.53% | 10.53% | | | |
| | 167.65 | 150.01 | 38 | 4 | 34 | 10.53% | 10.53% | | | |



| Nr. crt. | Punctul termic | Asociația | Blocul | Supr. incalzire instalata | Supr. Incalzire ramasa la data de* | Nr. ap.din proiect initial | Nr. Ap. debransate | Nr. ap. ramase | procent ap. debrans | procent supr debransa |
|----------|----------------|-----------------|-----------|---------------------------|------------------------------------|----------------------------|--------------------|----------------|---------------------|-----------------------|
| | | VICTORIA A | M11, sc.A | 217.14 | 76.00 | 20 | 13 | 7 | 65.00% | 65.00% |
| | | PADUREANCA | M11, sc.B | 173.71 | 90.48 | 15 | 7 | 8 | 46.67% | 47.92% |
| | | | M11, sc.C | 173.71 | 101.33 | 20 | 9 | 11 | 45.00% | 41.67% |
| | | | M11, sc.D | 173.71 | 130.29 | 20 | 5 | 15 | 25.00% | 25.00% |
| | | | M11, sc.E | 173.71 | 72.38 | 20 | 10 | 10 | 50.00% | 58.33% |
| | | 244 LUMINA | M3, sc.A | 140.30 | 21.58 | 12 | 10 | 2 | 83.33% | 84.62% |
| | | | M3, sc.B | 143.90 | 111.52 | 16 | 4 | 12 | 25.00% | 22.50% |
| | | | M3, sc.C | 143.90 | 75.55 | 16 | 7 | 9 | 43.75% | 47.50% |
| | | B3 CLARA | B3, sc.A | 141.67 | 0.00 | 10 | 10 | 0 | 100.00% | 100.00% |
| | | | B3, sc.B | 141.67 | 0.00 | 10 | 10 | 0 | 100.00% | 100.00% |
| | | | B3, sc.C | 170.83 | 29.17 | 15 | 12 | 3 | 80.00% | 82.93% |
| | | | B3, sc.D | 141.67 | 58.33 | 10 | 6 | 4 | 60.00% | 58.82% |
| | | | B3, sc.E | 141.67 | 0.00 | 10 | 10 | 0 | 100.00% | 100.00% |
| | | | B3, sc.F | 162.50 | 75.00 | 15 | 8 | 7 | 53.33% | 53.85% |
| | | | B3, sc.G | 141.67 | 125.00 | 10 | 1 | 9 | 10.00% | 11.76% |
| | | | B9, sc.A | 175.00 | 175.00 | 38 | 0 | 38 | 0.00% | 0.00% |
| | | BARBU 9 | B9, sc.B | 175.00 | 165.79 | 38 | 2 | 36 | 5.26% | 5.26% |
| | | | B9, sc.C | 175.00 | 175.00 | 38 | 0 | 38 | 0.00% | 0.00% |
| | | IOAN FUNDESCU | M7, sc.A | 152.00 | 95.44 | 20 | 7 | 13 | 35.00% | 37.21% |
| | | | M7, sc.B | 152.00 | 91.91 | 20 | 8 | 12 | 40.00% | 39.53% |
| | | | M7, sc.C | 152.00 | 106.05 | 20 | 6 | 14 | 30.00% | 30.23% |
| | | | M7, sc.D | 152.00 | 106.05 | 20 | 6 | 14 | 30.00% | 30.23% |
| | | LOC.273 | C3, sc.C | 87.00 | 87.00 | 10 | 0 | 10 | 0.00% | 0.00% |
| | | | C3, sc.D | 174.00 | 0.00 | 20 | 20 | 0 | 100.00% | 100.00% |
| | | | C3, sc.E | 174.00 | 174.00 | 20 | 0 | 20 | 0.00% | 0.00% |
| | | SANITARILOR 373 | C2A, sc.A | 111.93 | 0.00 | 10 | 10 | 0 | 100.00% | 100.00% |
| | | | C2A, sc.B | 111.93 | 0.00 | 10 | 10 | 0 | 100.00% | 100.00% |
| | | MONTANA 3 | C7, sc.A | 194.59 | 0.00 | 16 | 16 | 0 | 100.00% | 100.00% |
| | | | C7, sc.B | 141.52 | 13.27 | 10 | 9 | 1 | 90.00% | 90.63% |
| | | | C7, sc.C | 190.17 | 26.53 | 20 | 17 | 3 | 85.00% | 86.05% |
| | | | C7, sc.D | 176.90 | 106.14 | 20 | 8 | 12 | 40.00% | 40.00% |
| | | | C7, sc.E | 132.67 | 17.69 | 15 | 13 | 2 | 86.67% | 86.67% |
| | | | C7, sc.F | 88.45 | 61.91 | 10 | 3 | 7 | 30.00% | 30.00% |
| | | | C7, sc.G | 88.45 | 0.00 | 10 | 10 | 0 | 100.00% | 100.00% |

PT906


39



| Nr. crt. | Punctul termic | Asociația | Blocul | Supr. incalzire instalata | Supr. Incalzire ramasa la data de* | Nr. ap.din proiect initial | Nr. Ap. debransate | Nr. ap. ramase | procent ap. debrans | procent supr debransa |
|----------|----------------|------------------|-----------|---------------------------|------------------------------------|----------------------------|--------------------|----------------|---------------------|-----------------------|
| | | FAUR | M9, sc.B | 191.00 | 87.54 | 20 | 10 | 10 | 50.00% | 54.17% |
| | | | B8, sc.A | 213.96 | 0.00 | 19 | 19 | 0 | 100.00% | 100.00% |
| | | LOC. 640 | B8, sc.B | 99.60 | 14.76 | 10 | 8 | 2 | 80.00% | 85.19% |
| | | | B8, sc.C | 110.67 | 95.91 | 11 | 1 | 10 | 9.09% | 13.33% |
| | | LOCAT.663 | B8, sc.D | 213.96 | 0.00 | 19 | 19 | 0 | 100.00% | 100.00% |
| | | GAVANA M3A | C4, sc.D | 632.04 | 0.00 | 15 | 15 | 0 | 100.00% | 100.00% |
| | | | M3A | 138.84 | 138.84 | 10 | 0 | 10 | 0.00% | 0.00% |
| | | VULTURUL M1 | M1, sc.E | 188.47 | 117.80 | 15 | 5 | 10 | 33.33% | 37.50% |
| | | | M1, sc.F | 180.62 | 149.21 | 20 | 3 | 17 | 15.00% | 17.39% |
| | | DACIA 2000 | M5, sc.A | 122.35 | 61.17 | 12 | 6 | 6 | 50.00% | 50.00% |
| | | | M5, sc.B | 163.13 | 91.76 | 16 | 7 | 9 | 43.75% | 43.75% |
| | | VENUS 701 | B5, sc.A | 185.38 | 180.50 | 38 | 1 | 37 | 2.63% | 2.63% |
| | | | B5, sc.B | 185.38 | 170.74 | 38 | 3 | 35 | 7.89% | 7.89% |
| | | 753 C4-C | B5, sc.C | 185.38 | 185.38 | 38 | 0 | 38 | 0.00% | 0.00% |
| | | SANITARILOR 775 | C4, sc.C | 160.75 | 124.22 | 20 | 4 | 16 | 20.00% | 22.73% |
| | | | M7A | 162.21 | 101.38 | 20 | 8 | 12 | 40.00% | 37.50% |
| | | MUNTENIA | C6, sc.D | 162.86 | 109.84 | 20 | 6 | 14 | 30.00% | 32.56% |
| | | AIDA | C1, sc.D | 162.59 | 0.00 | 15 | 15 | 0 | 100.00% | 100.00% |
| | | SAMIVAN | C5, sc.C | 175.60 | 130.68 | 20 | 5 | 15 | 25.00% | 25.58% |
| | | | B10, sc.A | 181.48 | 95.52 | 19 | 9 | 10 | 47.37% | 47.37% |
| | | B10 I. MINULESCU | B10, sc.B | 95.52 | 47.76 | 10 | 5 | 5 | 50.00% | 50.00% |
| | | | B10, sc.C | 95.52 | 9.55 | 10 | 9 | 1 | 90.00% | 90.00% |
| | | | B10, sc.D | 181.48 | 114.62 | 19 | 7 | 12 | 36.84% | 36.84% |
| | | 01-Dec-18 | M9, sc.A | 161.41 | 16.14 | 20 | 18 | 2 | 90.00% | 90.00% |
| | | ARGESIS | M9, sc.C | 189.65 | 104.92 | 20 | 7 | 13 | 35.00% | 44.68% |
| | | C4- A, B. | C4, sc.A | 157.10 | 105.95 | 20 | 6 | 14 | 30.00% | 32.56% |
| | | APARTAMENTUL2000 | C4, sc.B | 157.10 | 142.48 | 20 | 2 | 18 | 10.00% | 9.30% |
| | | C1- C | M5A, sc.A | 163.68 | 109.12 | 12 | 4 | 8 | 33.33% | 33.33% |
| | | CALINAB5-A | C1, sc.C | 162.59 | 71.84 | 20 | 11 | 9 | 55.00% | 55.81% |
| | | CATINA | B5, sc.D | 219.53 | 146.35 | 15 | 5 | 10 | 33.33% | 33.33% |
| | | LILIAACUL | C3, sc.F | 130.50 | 0.00 | 15 | 15 | 0 | 100.00% | 100.00% |
| | | GETICA | C3, sc.A | 187.05 | 0.00 | 15 | 15 | 0 | 100.00% | 100.00% |
| | | | C3, sc.B | 187.05 | 113.10 | 20 | 7 | 13 | 35.00% | 39.53% |
| | | | C6, sc.C | 162.86 | 71.96 | 20 | 11 | 9 | 55.00% | 55.81% |




| Nr. crt. | Punctul termic | Asociația | Blocul | Supr. incalzire instalata | Supr. Incalzire ramasa la data de* | Nr. ap.din proiect initial | Nr. Ap. debransate | Nr. ap. ramase | procent ap. debrans | procent supr debransa |
|-----------------|----------------|---------------|-----------------|---------------------------|------------------------------------|----------------------------|--------------------|----------------|---------------------|-----------------------|
| TOTAL PT | | | | 14498.76 | 6233.42 | 1622 | 767 | 855 | 47.29% | 57.01% |
| | | SOLIDARITATEA | B6, sc.A | 86.61 | 0.00 | 10 | 10 | 0 | 100.00% | 100.00% |
| | | | B6, sc.B | 95.27 | 0.00 | 11 | 11 | 0 | 100.00% | 100.00% |
| | | | B6, sc.C | 86.61 | 0.00 | 10 | 10 | 0 | 100.00% | 100.00% |
| | | | B6, sc.D | 194.87 | 194.87 | 15 | 0 | 15 | 0.00% | 0.00% |
| | | | B7, sc.A | 101.57 | 0.00 | 15 | 15 | 0 | 100.00% | 100.00% |
| | | | B7, sc.B1 | 192.98 | 192.98 | 19 | 0 | 19 | 0.00% | 0.00% |
| | | | B7, sc.B2 | 192.98 | 192.98 | 19 | 0 | 19 | 0.00% | 0.00% |
| | | B7, sc.C | 152.35 | 152.35 | 15 | 0 | 15 | 0.00% | 0.00% | |
| | | 262 MINULESCU | B11, sc.A | 169.10 | 17.49 | 19 | 17 | 2 | 89.47% | 89.66% |
| | | | B11, sc.B | 169.10 | 17.49 | 19 | 17 | 2 | 89.47% | 89.66% |
| | | SCUFITA 2003 | A10, sc.A | 98.79 | 77.83 | 10 | 2 | 8 | 20.00% | 21.21% |
| | | | A10, sc.B | 131.72 | 116.75 | 15 | 2 | 13 | 13.33% | 11.36% |
| | | | A10, sc.C | 170.64 | 71.85 | 19 | 11 | 8 | 57.89% | 57.89% |
| | | | A10, sc.D | 170.64 | 62.87 | 19 | 12 | 7 | 63.16% | 63.16% |
| | | MINULESCU B12 | B12, sc.A | 186.78 | 75.98 | 19 | 11 | 8 | 57.89% | 59.32% |
| | | | B12, sc.B | 94.97 | 18.99 | 10 | 8 | 2 | 80.00% | 80.00% |
| | | | B12, sc.C | 88.64 | 12.66 | 10 | 8 | 2 | 80.00% | 85.71% |
| | | | B12, sc.D | 183.61 | 0.00 | 19 | 19 | 0 | 100.00% | 100.00% |
| | | GAVANA 286 | A11, sc.A,B,C,D | 517.30 | 178.38 | 58 | 38 | 20 | 65.52% | 65.52% |
| | | | A13, sc.A | 190.33 | 0.00 | 19 | 19 | 0 | 100.00% | 100.00% |
| | | | A13, sc.B | 88.37 | 47.58 | 10 | 6 | 4 | 60.00% | 46.15% |
| | | SPERANTA 288 | A13, sc.C | 88.37 | 10.20 | 10 | 9 | 1 | 90.00% | 88.46% |
| | | | A13, sc.D | 197.13 | 81.57 | 19 | 11 | 8 | 57.89% | 58.62% |
| | | | N3, sc.A | 153.33 | 44.72 | 20 | 14 | 6 | 70.00% | 70.83% |
| | | GAVANA291 | N3, sc.B | 153.33 | 60.69 | 20 | 11 | 9 | 55.00% | 60.42% |
| | | | N3, sc.C | 153.33 | 57.50 | 15 | 9 | 6 | 60.00% | 62.50% |
| | | | N4, sc.B | 181.32 | 46.89 | 19 | 14 | 5 | 73.68% | 74.14% |
| | | | B1, sc.A | 122.79 | 63.25 | 10 | 5 | 5 | 50.00% | 48.48% |
| | | GAVANA III B1 | B1, sc.B | 122.79 | 0.00 | 10 | 10 | 0 | 100.00% | 100.00% |
| | | | B1, sc.C | 167.44 | 33.49 | 15 | 12 | 3 | 80.00% | 80.00% |
| | | | B1, sc.D | 122.79 | 85.58 | 10 | 3 | 7 | 30.00% | 30.30% |
| | | | B1, sc.E | 122.79 | 0.00 | 10 | 10 | 0 | 100.00% | 100.00% |
| | | | B1, sc.F | 167.44 | 55.81 | 15 | 10 | 5 | 66.67% | 66.67% |



| Nr. crt. | Punctul termic | Asociația | Blocul | Supr. incalzire instalata | Supr. Incalzire ramasa la data de* | Nr. ap.din proiect initial | Nr. Ap. debransate | Nr. ap. ramase | procent ap. debrans | procent supr debransa |
|----------|----------------|----------------------|----------------|---------------------------|------------------------------------|----------------------------|--------------------|----------------|---------------------|-----------------------|
| | | | A3, sc.E | 177.91 | 110.43 | 19 | 7 | 12 | 36.84% | 37.93% |
| | | | A4, sc.A | 145.88 | 94.99 | 15 | 5 | 10 | 33.33% | 34.88% |
| | | | A4, sc.B | 111.96 | 81.42 | 10 | 3 | 7 | 30.00% | 27.27% |
| | | VIANU B2A | B2A, sc.A | 183.46 | 161.32 | 19 | 2 | 17 | 10.53% | 12.07% |
| | | | B2A, sc.B | 88.57 | 41.12 | 10 | 5 | 5 | 50.00% | 53.57% |
| | | | B2A, sc.C | 120.20 | 113.87 | 38 | 2 | 36 | 5.26% | 5.26% |
| | | DENISA | B13, sc.A | 186.97 | 80.59 | 19 | 11 | 8 | 57.89% | 56.90% |
| | | | B13, sc.B | 186.97 | 128.94 | 19 | 6 | 13 | 31.58% | 31.03% |
| | | | B13, sc.C | 138.61 | 48.35 | 15 | 10 | 5 | 66.67% | 65.12% |
| | | | B13, sc.D | 106.38 | 51.58 | 10 | 5 | 5 | 50.00% | 51.52% |
| | | MIRCEA ELIADE | A2, sc.A | 204.61 | 0.00 | 19 | 19 | 0 | 100.00% | 100.00% |
| | | | A2, sc.B | 89.74 | 50.25 | 10 | 4 | 6 | 40.00% | 44.00% |
| | | | A2, sc.C | 89.74 | 0.00 | 10 | 10 | 0 | 100.00% | 100.00% |
| | | N1D | N1, sc.D | 138.43 | 94.71 | 19 | 6 | 13 | 31.58% | 31.58% |
| | | LOC. 738 | B2, sc.A | 173.51 | 9.13 | 19 | 18 | 1 | 94.74% | 94.74% |
| | | GOSPODARUL | B2, sc.B | 176.55 | 36.53 | 19 | 15 | 4 | 78.95% | 79.31% |
| | | CAROL DAVILA | A2, sc.D | 208.20 | 129.22 | 19 | 7 | 12 | 36.84% | 37.93% |
| | | | A3, sc.C | 134.97 | 0.00 | 15 | 15 | 0 | 100.00% | 100.00% |
| | | TOTAL PT | | 12654.67 | 5906.74 | 1434 | 710 | 724 | 49.51% | 53.32% |
| | | GARLEI P4A+ P7A | P4A, sc.A | 169.94 | 77.77 | 20 | 11 | 9 | 55.00% | 54.24% |
| | | | P4A, sc.B | 167.06 | 97.93 | 19 | 8 | 11 | 42.11% | 41.38% |
| | | | P7A, sc.A | 180.00 | 111.72 | 19 | 7 | 12 | 36.84% | 37.93% |
| | | 441 P5A+ P6A | P5A, sc.A | 163.74 | 0.00 | 19 | 19 | 0 | 100.00% | 100.00% |
| | | | P5A, sc.B | 86.18 | 0.00 | 10 | 10 | 0 | 100.00% | 100.00% |
| | | | P6A, sc.A | 201.84 | 0.00 | 19 | 19 | 0 | 100.00% | 100.00% |
| | | | D1, sc.A | 116.88 | 98.54 | 15 | 2 | 13 | 13.33% | 15.69% |
| | | GARLEI 1 BL. D1 | D1, sc.B | 126.04 | 112.29 | 15 | 2 | 13 | 13.33% | 10.91% |
| | | | D1, sc.C | 126.04 | 82.50 | 15 | 5 | 10 | 33.33% | 34.55% |
| | | | D1, sc.D | 126.04 | 80.21 | 15 | 5 | 10 | 33.33% | 36.36% |
| | | GARLEI 2 BL.P1A, P2A | P1A, sc.A | 184.41 | 174.71 | 19 | 1 | 18 | 5.26% | 5.26% |
| | | | P1A, sc.B | 90.59 | 84.12 | 10 | 1 | 9 | 10.00% | 7.14% |
| | | | P2A, sc.B | 81.40 | 55.23 | 10 | 3 | 7 | 30.00% | 32.14% |
| | | GARLEI O7 | O7, sc.A,B,C,D | 589.23 | 307.06 | 71 | 34 | 37 | 47.89% | 47.89% |
| | | | O5, sc.A | 155.60 | 155.60 | 19 | 0 | 19 | 0.00% | 0.00% |



| Nr. crt. | Punctul termic | Asociația | Blocul | Supr. incalzire instalata | Supr. Incalzire ramasa la data de* | Nr. ap.din proiect initial | Nr. Ap. debransate | Nr. ap. ramase | procent ap. debrans | procent supr debransa |
|-----------|----------------|------------------|-----------------|---------------------------|------------------------------------|----------------------------|--------------------|----------------|---------------------|-----------------------|
| 42 | PT909 | LOCAT. 527 | O5, sc.B | 155.60 | 155.60 | 19 | 0 | 19 | 0.00% | 0.00% |
| | | | O6, sc.A | 172.74 | 145.47 | 19 | 3 | 16 | 15.79% | 15.79% |
| | | | O6, sc.B | 172.74 | 172.74 | 19 | 0 | 19 | 0.00% | 0.00% |
| | | | P3A, sc.A | 104.56 | 71.54 | 19 | 6 | 13 | 31.58% | 31.58% |
| | | | P3A, sc.B | 93.56 | 60.54 | 14 | 4 | 10 | 28.57% | 35.29% |
| | | | P3A, sc.C | 104.56 | 38.52 | 19 | 12 | 7 | 63.16% | 63.16% |
| | | | P3A, sc.D | 107.32 | 24.77 | 20 | 15 | 5 | 75.00% | 76.92% |
| | | | O4, sc.A | 173.27 | 0.00 | 15 | 15 | 0 | 100.00% | 100.00% |
| | | | O4, sc.B | 190.59 | 0.00 | 15 | 15 | 0 | 100.00% | 100.00% |
| | | | O4, sc.C | 190.59 | 0.00 | 15 | 15 | 0 | 100.00% | 100.00% |
| 43 | PT910 | MODUL 01 BL. M1A | O4, sc.D | 190.59 | 0.00 | 15 | 15 | 0 | 100.00% | 100.00% |
| | | | P2A, sc.A | 168.60 | 26.16 | 19 | 16 | 3 | 84.21% | 84.48% |
| | | | D2, sc.A,B,C | 252.96 | 113.17 | 38 | 21 | 17 | 55.26% | 55.26% |
| | | | TOTAL PT | 4642.67 | 2246.19 | 541 | 264 | 277 | 48.80% | 51.62% |
| | | | M1A, sc.A | 93.56 | 88.46 | 14 | 1 | 13 | 7.14% | 5.45% |
| | | | M1A, sc.B | 104.56 | 47.56 | 19 | 12 | 7 | 63.16% | 54.51% |
| | | | M1A, sc.C | 104.56 | 51.55 | 19 | 10 | 9 | 52.63% | 50.70% |
| | | | M1A, sc.D | 104.56 | 47.66 | 14 | 8 | 6 | 57.14% | 54.42% |
| | | | TOTAL PT | 407.24 | 235.23 | 66 | 31 | 35 | 46.97% | 42.24% |
| | | | DIVERS | 346.68 | 242.68 | 36 | 9 | 27 | 25.00% | 30.00% |
| 43 | PT910 | DIVERS | T5 | 376.80 | 376.80 | 36 | 0 | 36 | 0.00% | 0.00% |
| | | | T3 | 165.36 | 33.75 | 15 | 13 | 2 | 86.67% | 79.59% |
| | | | DB | 350.00 | 159.49 | 36 | 20 | 16 | 55.56% | 54.43% |
| | | | T1 | 376.11 | 23.51 | 36 | 32 | 4 | 88.89% | 93.75% |
| | | | T4 | 356.10 | 247.92 | 36 | 12 | 24 | 33.33% | 30.38% |
| | | | T2 | 166.20 | 0.00 | 14 | 14 | 0 | 100.00% | 100.00% |
| | | | DA | 2137.25 | 1084.14 | 209 | 100 | 109 | 47.85% | 49.27% |
| | | | TOTAL PT | 106.63 | 85.30 | 20 | 4 | 16 | 20.00% | 20.00% |
| | | | M5A, sc.A | 106.63 | 95.97 | 20 | 2 | 18 | 10.00% | 10.00% |
| | | | 43 | PT910 | DIVERS | M5A, sc.B | 179.88 | 42.60 | 19 | 14 |
| M5C, sc.A | 179.88 | 37.87 | | | | 19 | 14 | 5 | 73.68% | 78.95% |
| M5C, sc.B | 184.61 | 0.00 | | | | 14 | 14 | 0 | 100.00% | 100.00% |
| M5C, sc.C | 247.90 | 0.00 | | | | 19 | 19 | 0 | 100.00% | 100.00% |
| Q8, sc.A | 182.66 | 0.00 | | | | 14 | 14 | 0 | 100.00% | 100.00% |
| Q8, sc.B | | | | | | | | | | |



| Nr. crt. | Punctul termic | Asociația | Blocul | Supr. incalzire instalata | Supr. Incalzire ramasa la data de* | Nr. ap.din proiect initial | Nr. Ap. debransate | Nr. ap. ramase | procent ap. debrans | procent supr debransa |
|--------------------------|----------------|---------------------------|-----------------|---------------------------|------------------------------------|----------------------------|--------------------|----------------|---------------------|-----------------------|
| 44 | PT912 | ASOPROD 98 | Q8, sc.C | 182.66 | 0.00 | 14 | 14 | 0 | 100.00% | 100.00% |
| | | | Q4, sc.A | 189.48 | 49.86 | 19 | 12 | 7 | 63.16% | 73.68% |
| | | | Q4, sc.B | 194.47 | 0.00 | 14 | 14 | 0 | 100.00% | 100.00% |
| | | | Q1, sc.A | 194.93 | 0.00 | 19 | 19 | 0 | 100.00% | 100.00% |
| | | | Q1, sc.B | 194.93 | 0.00 | 14 | 14 | 0 | 100.00% | 100.00% |
| | | | Q3, sc.A | 197.91 | 0.00 | 15 | 15 | 0 | 100.00% | 100.00% |
| | | | Q3, sc.B | 197.91 | 0.00 | 14 | 14 | 0 | 100.00% | 100.00% |
| | | | Q3, sc.C | 197.91 | 0.00 | 19 | 19 | 0 | 100.00% | 100.00% |
| | | | M5, sc.A | 233.81 | 0.00 | 14 | 14 | 0 | 100.00% | 100.00% |
| | | | M5, sc.B | 167.86 | 167.86 | 14 | 0 | 14 | 0 | 0.00% |
| | | M5, sc.C | 167.86 | 167.86 | 14 | 0 | 14 | 0 | 0.00% | 0.00% |
| | | LUCIAN BLAGA | Q5, sc.A | 196.52 | 0.00 | 19 | 19 | 0 | 100.00% | 100.00% |
| | | | Q5, sc.B | 196.52 | 0.00 | 14 | 14 | 0 | 100.00% | 100.00% |
| | | | Q5, sc.C | 196.52 | 0.00 | 14 | 14 | 0 | 100.00% | 100.00% |
| | | | Q6, sc.A | 138.24 | 0.00 | 9 | 9 | 0 | 100.00% | 100.00% |
| | | | Q6, sc.B | 224.64 | 0.00 | 14 | 14 | 0 | 100.00% | 100.00% |
| | | Q7 EUGEN IONESCU | Q6, sc.C | 224.64 | 97.92 | 19 | 11 | 8 | 57.89% | 56.41% |
| | | | Q7, sc.A | 119.53 | 29.88 | 9 | 7 | 2 | 77.78% | 75.00% |
| | | | Q7, sc.B | 167.35 | 35.86 | 14 | 11 | 3 | 78.57% | 78.57% |
| | | | Q7, sc.C | 227.12 | 35.86 | 19 | 16 | 3 | 84.21% | 84.21% |
| | | | TOTAL PT | 4999.01 | 846.86 | 426 | 331 | 95 | 77.70% | 83.06% |
| | | AS. PROP. T. VLADIMIRESCU | P19, sc.A | 126.65 | 67.05 | 14 | 6 | 8 | 42.86% | 47.06% |
| | | | P19, sc.B | 216.04 | 78.22 | 19 | 12 | 7 | 63.16% | 63.79% |
| P19, sc.C | 126.65 | | 37.25 | 14 | 8 | 6 | 57.14% | 70.59% | | |
| P19, sc.D | 216.04 | | 100.57 | 19 | 10 | 9 | 52.63% | 53.45% | | |
| P15, sc.A | 97.66 | | 0.00 | 10 | 10 | 0 | 100.00% | 100.00% | | |
| P15, sc.B | 202.30 | | 62.78 | 19 | 13 | 6 | 68.42% | 68.97% | | |
| P15, sc.C | 202.30 | | 41.86 | 19 | 15 | 4 | 78.95% | 79.31% | | |
| P15, sc.D | 97.66 | | 27.90 | 10 | 7 | 3 | 70.00% | 71.43% | | |
| P15, sc.E | 202.30 | | 0.00 | 19 | 19 | 0 | 100.00% | 100.00% | | |
| P27, sc.B | 153.60 | | 32.34 | 19 | 15 | 4 | 78.95% | 78.95% | | |
| AS. PROP. T. VLADIM. 470 | P14, sc.A | 186.85 | 19.67 | 19 | 17 | 2 | 89.47% | 89.47% | | |
| | P14, sc.B | 111.46 | 6.56 | 14 | 12 | 2 | 85.71% | 94.12% | | |
| | P14, sc.C | 186.85 | 59.01 | 19 | 13 | 6 | 68.42% | 68.42% | | |
| AS. LOCATARI 473 | P14, sc.A | 186.85 | 19.67 | 19 | 17 | 2 | 89.47% | 89.47% | | |
| | P14, sc.B | 111.46 | 6.56 | 14 | 12 | 2 | 85.71% | 94.12% | | |



| Nr. crt. | Punctul termic | Asociația | Blocul | Supr. incalzire instalata | Supr. Incalzire ramasa la data de* | Nr. ap.din proiect initial | Nr. Ap. debransate | Nr. ap. ramase | procent ap. debrans | procent supr debransa |
|----------------------------|----------------|------------------|-----------------------------|---------------------------|------------------------------------|----------------------------|--------------------|----------------|---------------------|-----------------------|
| 45 | PT1009 | AS. LOCATARI 477 | P14, sc.D | 91.79 | 42.62 | 10 | 5 | 5 | 50.00% | 53.57% |
| | | | P18, sc.A | 102.62 | 32.99 | 10 | 7 | 3 | 70.00% | 67.86% |
| | | | P18, sc.B | 212.57 | 91.63 | 19 | 11 | 8 | 57.89% | 56.90% |
| | | | P18, sc.C | 124.61 | 0.00 | 14 | 14 | 0 | 100.00% | 100.00% |
| | | | AS.PR.STEAUA NOROCOASA | 292.42 | 253.43 | 19 | 9 | 10 | 47.37% | 13.33% |
| | | | P10, sc.A | 196.74 | 44.10 | 19 | 15 | 4 | 78.95% | 77.59% |
| | | | P10, sc.B | 118.73 | 0.00 | 14 | 14 | 0 | 100.00% | 100.00% |
| | | | P10, sc.C | 183.18 | 10.18 | 19 | 17 | 2 | 89.47% | 94.44% |
| | | | P10, sc.D | 128.90 | 47.49 | 19 | 12 | 7 | 63.16% | 63.16% |
| | | | P10, sc.E | 128.90 | 40.71 | 19 | 13 | 6 | 68.42% | 68.42% |
| | | | P10, sc.F | 206.92 | 10.18 | 19 | 19 | 0 | 100.00% | 95.08% |
| | | | P10, sc.G | 94.98 | 27.14 | 10 | 7 | 3 | 70.00% | 71.43% |
| | | | P26, sc.A | 108.07 | 46.32 | 10 | 4 | 6 | 40.00% | 57.14% |
| | | | P26, sc.B | 131.23 | 57.90 | 14 | 7 | 7 | 50.00% | 55.88% |
| | | | P26, sc.C | 108.07 | 0.00 | 10 | 10 | 0 | 100.00% | 100.00% |
| | | | AS. PROP. NR.510 | 351.36 | 89.71 | 36 | 27 | 9 | 75.00% | 74.47% |
| | | | AS. PROP. NR.520 | 342.97 | 0.00 | 32 | 32 | 0 | 100.00% | 100.00% |
| | | | AS. PROP. PESCARUSUL | 174.60 | 0.00 | 14 | 14 | 0 | 100.00% | 100.00% |
| | | | P24, sc.A | 174.60 | 0.00 | 14 | 14 | 0 | 100.00% | 100.00% |
| | | | P24, sc.B | 174.60 | 0.00 | 14 | 14 | 0 | 100.00% | 100.00% |
| | | | AS. PROP. RARES P31 | 210.00 | 11.05 | 19 | 18 | 1 | 94.74% | 94.74% |
| | | | AS. PROP. BLOC U2 | 271.17 | 80.71 | 32 | 22 | 10 | 68.75% | 70.24% |
| | | | AS. PR. 677 DIMITRIE GUSTI | 102.93 | 72.05 | 10 | 3 | 7 | 30.00% | 30.00% |
| | | | P12, sc.A | 198.99 | 144.10 | 19 | 5 | 14 | 26.32% | 27.59% |
| | | | AS. PROP. 696 T. VLADIMIRES | 164.12 | 69.10 | 19 | 11 | 8 | 57.89% | 57.89% |
| | | | P17, sc.C | 164.12 | 112.29 | 19 | 6 | 13 | 31.58% | 31.58% |
| AS. PROP. TUDOR 702 | 224.63 | 104.57 | 19 | 10 | 9 | 52.63% | 53.45% | | | |
| AS. PROP. RINDUNICA | 147.17 | 69.71 | 19 | 10 | 9 | 52.63% | 52.63% | | | |
| AS. PROP. P13D T. VLADIMIR | 324.13 | 89.14 | 32 | 22 | 10 | 68.75% | 72.50% | | | |
| AS. PROP. ARGESELUL P28/A | 64.98 | 0.00 | 10 | 10 | 0 | 100.00% | 100.00% | | | |
| P28, sc.A | 164.04 | 69.07 | 19 | 11 | 8 | 57.89% | 57.89% | | | |
| P16, sc.A | 172.34 | 54.42 | 19 | 13 | 6 | 68.42% | 68.42% | | | |
| AS. PROP. IZVOR BL. P16 | 63.49 | 4.54 | 14 | 13 | 1 | 92.86% | 92.86% | | | |
| P16, sc.B | 172.34 | 18.14 | 19 | 17 | 2 | 89.47% | 89.47% | | | |
| P16, sc.C | 126.99 | 0.00 | 10 | 10 | 0 | 100.00% | 100.00% | | | |



| Nr. crt. | Punctul termic | Asociația | Blocul | Supr. incalzire instalata | Supr. incalzire ramasa la data de* | Nr. ap.din proiect initial | Nr. Ap. debransate | Nr. ap. ramase | procent ap. debrans | procent supr debransa |
|----------|----------------|---------------------------|-----------|---------------------------|------------------------------------|----------------------------|--------------------|----------------|---------------------|-----------------------|
| | | AS. PROP. RARES P21 | P21, sc.B | 120.92 | 43.19 | 10 | 6 | 4 | 60.00% | 64.29% |
| | | | P21, sc.C | 159.79 | 0.00 | 19 | 19 | 0 | 100.00% | 100.00% |
| | | AS. PROP. ROZA | P20, sc.A | 125.34 | 29.49 | 14 | 10 | 4 | 71.43% | 76.47% |
| | | | P20, sc.B | 210.12 | 11.06 | 19 | 18 | 1 | 94.74% | 94.74% |
| | | AS. PROP. CRISTAL P20 | P20, sc.C | 140.08 | 36.86 | 19 | 14 | 5 | 73.68% | 73.68% |
| | | | P20, sc.D | 103.22 | 7.37 | 10 | 9 | 1 | 90.00% | 92.86% |
| | | AS. PROP. CALUGARENII2004 | P13, sc.B | 73.65 | 19.49 | 14 | 11 | 3 | 78.57% | 73.53% |
| | | AS. PROP. SPERANTA 2004 | P13, sc.C | 116.97 | 0.00 | 18 | 18 | 0 | 100.00% | 100.00% |
| | | AS. PROP. BLOC P28 | P28, sc.B | 164.04 | 8.63 | 19 | 18 | 1 | 94.74% | 94.74% |
| | | AS. PROP. T. V. P17/B | P17, sc.B | 146.84 | 43.19 | 14 | 8 | 6 | 57.14% | 70.59% |
| | | AS. PROP. T. V. P21 | P21, sc.A | 246.16 | 12.96 | 19 | 18 | 1 | 94.74% | 94.74% |
| | | AS. PROP. PASARELA | P21, sc.D | 159.79 | 0.00 | 19 | 19 | 0 | 100.00% | 100.00% |
| | | AS. PROP. BLOC U3 | U3, sc.A | 304.08 | 79.64 | 32 | 22 | 10 | 68.75% | 73.81% |
| | | AS. PROP. DRAGOS VODA | P25, sc.A | 279.55 | 8.22 | 14 | 13 | 1 | 92.86% | 97.06% |
| | | | P25, sc.B | 320.65 | 24.67 | 20 | 18 | 2 | 90.00% | 92.31% |
| | | AS. PROP. T. VLADIMIRESCU | P27, sc.A | 153.60 | 48.51 | 19 | 13 | 6 | 68.42% | 68.42% |
| | | TOTAL PT | | 10795.88 | 2599.73 | 1093 | 823 | 270 | 75.30% | 75.92% |
| | | TOTAL GENERAL | | 236326 | 104286 | 25878 | 13073 | 12805 | 51% | 55.87% |



ing. CORABIE DANUT ADRIAN